

**REGVOTE.** Are you currently registered to vote in [STATE]?

|                |     |
|----------------|-----|
| Yes .....      | 99% |
| No .....       | -   |
| Not sure ..... | 1   |

**PTYID.** When it comes to politics, do you generally think of yourself as a strong Democrat, not very strong Democrat, strong Republican, not very strong Republican, an independent, or some other political party? [IF INDEPENDENT/OTHER] Do you think of yourself as closer to the Democratic Party or the Republican Party?

|   |     |
|---|-----|
| Strong Democrat .....                         | 26% |
| Weak Democrat .....                           | 12  |
| Independent / Closer to the Democrats .....   | 6   |
| Independent .....                             | 12  |
| Independent / Closer to the Republicans ..... | 5   |
| Weak Republican .....                         | 16  |
| Strong Republican .....                       | 23  |

|                         |     |
|-------------------------|-----|
| DEMOCRAT (NET) .....    | 38% |
| INDEPENDENT (NET) ..... | 22  |
| REPUBLICAN (NET) .....  | 39  |

|                                   |     |
|-----------------------------------|-----|
| DEMOCRAT W/ LEANERS (NET) .....   | 44% |
| REPUBLICAN W/ LEANERS (NET) ..... | 44  |

**PTYIMPORT.** How important is politics to your personal identity?

|                            |     |
|----------------------------|-----|
| Very important .....       | 31% |
| Somewhat important .....   | 35  |
| Not too important .....    | 24  |
| Not at all important ..... | 11  |

|                           |     |
|---------------------------|-----|
| IMPORTANT (NET) .....     | 65% |
| NOT IMPORTANT (NET) ..... | 35  |

**SEEKNEWS.** Which of the following better describes how you get news about things like current events and politics?

|                        |     |
|------------------------|-----|
| I seek out news .....  | 62% |
| News comes to me ..... | 38  |

Switching gears...

**DIRECTION.** Generally speaking, would you say the country today is...

|                                     | <u>Oct-05</u> | <u>Sep-08</u> | <u>Aug-11</u> | <u>Jul-21</u> | <u>Latest Data by Party</u> |            |            |
|-------------------------------------|---------------|---------------|---------------|---------------|-----------------------------|------------|------------|
|                                     |               |               |               |               | <u>Dem</u>                  | <u>Ind</u> | <u>Rep</u> |
| Off on the wrong track .....        | 58%           | 56%           | 56%           | 56%           | 88%                         | 64%        | 27%        |
| Headed in the right direction ..... | 35            | 37            | 37            | 36            | 10                          | 19         | 64         |
| Not sure .....                      | 7             | 7             | 6             | 7             | 2                           | 17         | 9          |

**TRUMPAPP.** Do you approve or disapprove of the way Donald Trump is handling his job as president?

|                           | <u>Oct-05</u> | <u>Sep-08</u> | <u>Aug-11</u> | <u>Jul-21</u> | <u>Latest Data by Party</u> |            |            |
|---------------------------|---------------|---------------|---------------|---------------|-----------------------------|------------|------------|
|                           |               |               |               |               | <u>Dem</u>                  | <u>Ind</u> | <u>Rep</u> |
| Strongly approve .....    | 23%           | 24%           | 24%           | 24%           | 3%                          | 8%         | 46%        |
| Somewhat approve .....    | 21            | 20            | 19            | 18            | 6                           | 27         | 34         |
| Somewhat disapprove ..... | 10            | 10            | 10            | 10            | 8                           | 18         | 9          |
| Strongly disapprove ..... | 44            | 43            | 44            | 44            | 81                          | 38         | 8          |
| Not sure .....            | 2             | 3             | 2             | 3             | 1                           | 10         | 2          |
| APPROVE (NET) .....       | 44%           | 43            | 43            | 43            | 10                          | 35         | 80         |
| DISAPPROVE (NET) .....    | 54            | 53            | 55            | 54            | 90                          | 55         | 18         |

**TRUMPAPPECON.** Do you approve or disapprove of the way Donald Trump is handling the economy?

|                               | <b>Oct-05</b> | <b>Sep-08</b> | <b>Aug-11</b> | <b>Jul-21</b> | <b>Latest Data by Party</b> |            |            |
|-------------------------------|---------------|---------------|---------------|---------------|-----------------------------|------------|------------|
|                               |               |               |               |               | <b>Dem</b>                  | <b>Ind</b> | <b>Rep</b> |
| Strongly approve .....        | 21%           | 21%           | 24%           | 24%           | 3%                          | 8%         | 43%        |
| Somewhat approve .....        | 20            | 21            | 20            | 19            | 7                           | 20         | 33         |
| Somewhat disapprove.....      | 12            | 12            | 10            | 10            | 8                           | 21         | 13         |
| Strongly disapprove.....      | 44            | 42            | 44            | 43            | 81                          | 42         | 8          |
| Not sure.....                 | 3             | 4             | 3             | 4             | 1                           | 9          | 3          |
| <b>APPROVE (NET).....</b>     | <b>41%</b>    | <b>42</b>     | <b>43</b>     | <b>43</b>     | <b>10</b>                   | <b>28</b>  | <b>76</b>  |
| <b>DISAPPROVE (NET) .....</b> | <b>56</b>     | <b>54</b>     | <b>54</b>     | <b>53</b>     | <b>89</b>                   | <b>63</b>  | <b>21</b>  |

**FAVS.** You will now see the names of some people, groups, and other items. Please indicate how favorable or unfavorable you are to each one.

|   | <b>FAV</b>  |             | <b>UNFAV</b> |             | <b>DK</b> | <b>NH</b> | <b>NET</b> |              |            |
|---|-------------|-------------|--------------|-------------|-----------|-----------|------------|--------------|------------|
|   | <b>Very</b> | <b>Some</b> | <b>Some</b>  | <b>Very</b> |           |           | <b>FAV</b> | <b>UNFAV</b> | <b>FAM</b> |
| • Medicaid .....                          | 43%         | 34          | 10           | 5           | 8         | 1         | 77%        | 15           | 91         |
| <i>Jul-21 2025</i>                        | 45%         | 33          | 9            | 7           | 6         | *         | 78%        | 16           | 93         |
| <i>Jun-30 2025</i>                        | 46%         | 31          | 7            | 5           | 10        | 1         | 77%        | 12           | 89         |
| <i>Jun-9 2025</i>                         | 46%         | 33          | 8            | 4           | 8         | *         | 79%        | 12           | 91         |
| <b>Latest Data by Party Dem</b>           | 60%         | 27          | 4            | 1           | 7         | 1         | 87%        | 5            | 92         |
| <b>Latest Data by Party Ind</b>           | 34%         | 38          | 7            | 8           | 12        | 1         | 72%        | 15           | 87         |
| <b>Latest Data by Party Rep</b>           | 27%         | 40          | 16           | 8           | 7         | 1         | 68%        | 24           | 92         |
| • [SPLIT A] The Affordable Care Act ..... | 32%         | 29          | 12           | 14          | 10        | 3         | 61%        | 26           | 87         |
| <i>Oct-07 2024</i>                        | 31%         | 28          | 11           | 14          | 14        | 2         | 59%        | 25           | 84         |
| <i>Dec-04 2023</i>                        | 29%         | 32          | 8            | 16          | 11        | 4         | 61%        | 24           | 85         |
| <i>Feb-17 2020</i>                        | 28%         | 26          | 10           | 21          | 13        | 1         | 54%        | 31           | 85         |
| <b>Latest Data by Party Dem</b>           | 52%         | 31          | 3            | 2           | 10        | 2         | 82%        | 5            | 88         |
| <b>Latest Data by Party Ind</b>           | 23%         | 11          | 17           | 26          | 13        | 9         | 35%        | 43           | 78         |
| <b>Latest Data by Party Rep</b>           | 14%         | 33          | 20           | 22          | 10        | 2         | 46%        | 42           | 89         |
| • [SPLIT B] Obamacare.....                | 31%         | 24          | 11           | 23          | 10        | 1         | 55%        | 34           | 89         |
| <i>Oct-07 2024</i>                        | 28%         | 26          | 12           | 24          | 8         | 1         | 55%        | 36           | 91         |
| <i>Dec-04 2023</i>                        | 26%         | 28          | 12           | 27          | 6         | 1         | 54%        | 39           | 93         |
| <i>Feb-17 2020</i>                        | 26%         | 22          | 11           | 32          | 8         | 1         | 48%        | 43           | 92         |
| <b>Latest Data by Party Dem</b>           | 56%         | 33          | 4            | 2           | 3         | 1         | 89%        | 6            | 96         |
| <b>Latest Data by Party Ind</b>           | 22%         | 23          | 13           | 18          | 24        | -         | 45%        | 31           | 76         |
| <b>Latest Data by Party Rep</b>           | 9%          | 15          | 17           | 46          | 13        | *         | 24%        | 63           | 86         |
| • Donald Trump.....                       | 24%         | 20          | 8            | 46          | 1         | 1         | 44%        | 54           | 98         |
| <i>Sep-08 2025</i>                        | 24%         | 19          | 9            | 46          | 2         | *         | 43%        | 55           | 98         |
| <i>Aug-11 2025</i>                        | 26%         | 18          | 8            | 47          | 1         | *         | 44%        | 55           | 99         |
| <i>Jul-21 2025</i>                        | 27%         | 17          | 9            | 45          | 2         | *         | 44%        | 55           | 98         |
| <b>Latest Data by Party Dem</b>           | 4%          | 5           | 7            | 84          | *         | 1         | 8%         | 91           | 99         |
| <b>Latest Data by Party Ind</b>           | 9%          | 24          | 19           | 42          | 6         | 1         | 33%        | 60           | 94         |
| <b>Latest Data by Party Rep</b>           | 49%         | 34          | 7            | 9           | 1         | *         | 83%        | 16           | 99         |
| • The Republican Party.....               | 18%         | 26          | 15           | 36          | 4         | 1         | 44%        | 52           | 95         |
| <i>Sep-08 2025</i>                        | 17%         | 28          | 15           | 38          | 3         | *         | 44%        | 53           | 97         |
| <i>Aug-11 2025</i>                        | 19%         | 23          | 16           | 38          | 4         | *         | 42%        | 54           | 96         |
| <i>Jul-21 2025</i>                        | 20%         | 23          | 15           | 38          | 4         | 1         | 43%        | 53           | 96         |
| <b>Latest Data by Party Dem</b>           | 2%          | 5           | 20           | 68          | 3         | 1         | 7%         | 89           | 96         |
| <b>Latest Data by Party Ind</b>           | 2%          | 27          | 23           | 30          | 16        | 2         | 29%        | 54           | 82         |
| <b>Latest Data by Party Rep</b>           | 39%         | 46          | 8            | 6           | 2         | *         | 84%        | 14           | 98         |

**FAVS.** You will now see the names of some people, groups, and other items. Please indicate how favorable or unfavorable you are to each one.

|   | FAV  |      | UNFAV |      | DK | NH | NET |       |     |
|---|------|------|-------|------|----|----|-----|-------|-----|
|   | Very | Some | Some  | Very |    |    | FAV | UNFAV | FAM |
| • The Democratic Party .....  | 17%  | 26   | 18    | 34   | 3  | 1  | 43% | 53    | 96  |
| <i>Sep-08 2025</i>  | 17%  | 27   | 21    | 33   | 3  | *  | 44% | 54    | 97  |
| <i>Aug-11 2025</i>  | 18%  | 27   | 17    | 34   | 4  | *  | 45% | 51    | 96  |
| <i>Jul-21 2025</i>  | 18%  | 25   | 19    | 34   | 3  | 1  | 43% | 53    | 96  |
| <b>Latest Data by Party Dem</b>   | 36%  | 45   | 13    | 3    | *  | 2  | 81% | 16    | 98  |
| <b>Latest Data by Party Ind</b>   | 2%   | 17   | 34    | 28   | 14 | 4  | 19% | 62    | 82  |
| <b>Latest Data by Party Rep</b>   | 3%   | 8    | 19    | 67   | 2  | *  | 11% | 87    | 98  |
| • JD Vance .....  | 22%  | 18   | 10    | 37   | 7  | 6  | 40% | 47    | 87  |
| <i>Jul-21 2025</i>  | 21%  | 18   | 9     | 37   | 10 | 5  | 39% | 46    | 85  |
| <i>Jun-30 2025</i>  | 21%  | 17   | 9     | 38   | 10 | 5  | 38% | 48    | 86  |
| <i>Mar-17 2025</i>  | 23%  | 16   | 10    | 36   | 10 | 5  | 39% | 46    | 85  |
| <b>Latest Data by Party Dem</b>   | 2%   | 5    | 12    | 69   | 6  | 6  | 7%  | 81    | 89  |
| <b>Latest Data by Party Ind</b>   | 5%   | 17   | 15    | 32   | 14 | 18 | 22% | 46    | 68  |
| <b>Latest Data by Party Rep</b>   | 46%  | 31   | 7     | 7    | 6  | 4  | 77% | 13    | 90  |
| • [SPLIT A] Mike Johnson, the Speaker of the House of Representatives ..... | 11%  | 20   | 10    | 27   | 20 | 12 | 32% | 37    | 68  |
| <i>Dec-08 2024</i>  | 13%  | 19   | 11    | 21   | 22 | 15 | 32% | 31    | 63  |
| <i>Jun-24 2024</i>  | 9%   | 19   | 16    | 24   | 21 | 12 | 27% | 40    | 67  |
| <i>Jun-03 2024</i>  | 8%   | 19   | 19    | 21   | 21 | 12 | 27% | 40    | 67  |
| <b>Latest Data by Party Dem</b>   | 2%   | 9    | 12    | 46   | 18 | 14 | 11% | 58    | 69  |
| <b>Latest Data by Party Ind</b>   | 3%   | 16   | 13    | 24   | 21 | 24 | 19% | 37    | 55  |
| <b>Latest Data by Party Rep</b>   | 23%  | 33   | 7     | 8    | 22 | 7  | 56% | 15    | 72  |
| • Chuck Schumer .....   | 9%   | 19   | 12    | 28   | 18 | 14 | 28% | 40    | 68  |
| <i>Jun-05 2023</i>  | 10%  | 20   | 11    | 26   | 20 | 13 | 30% | 37    | 67  |
| <i>Jan-09 2023</i>  | 13%  | 17   | 11    | 31   | 19 | 9  | 30% | 42    | 71  |
| <i>Nov-21 2022</i>  | 12%  | 19   | 11    | 30   | 18 | 10 | 31% | 41    | 71  |
| <b>Latest Data by Party Dem</b>   | 16%  | 29   | 14    | 9    | 17 | 16 | 44% | 23    | 67  |
| <b>Latest Data by Party Ind</b>   | 3%   | 10   | 10    | 26   | 19 | 31 | 13% | 37    | 50  |
| <b>Latest Data by Party Rep</b>   | 3%   | 13   | 10    | 47   | 19 | 8  | 16% | 57    | 73  |
| • [SPLIT B] Mike Johnson .....  | 11%  | 15   | 9     | 23   | 18 | 24 | 26% | 31    | 58  |
| <b>Latest Data by Party Dem</b>   | 2%   | 8    | 10    | 40   | 16 | 24 | 10% | 50    | 60  |
| <b>Latest Data by Party Ind</b>   | 1%   | 7    | 3     | 17   | 28 | 44 | 8%  | 20    | 28  |
| <b>Latest Data by Party Rep</b>   | 22%  | 25   | 9     | 7    | 18 | 19 | 47% | 16    | 64  |
| • Hakeem Jeffries .....   | 11%  | 14   | 9     | 21   | 22 | 23 | 25% | 30    | 54  |
| <i>Dec-08 2024</i>  | 11%  | 12   | 7     | 15   | 22 | 32 | 23% | 22    | 46  |
| <i>Oct-30 2023</i>  | 10%  | 11   | 9     | 16   | 23 | 31 | 21% | 24    | 45  |
| <i>Oct-09 2023</i>  | 10%  | 9    | 7     | 14   | 24 | 36 | 20% | 21    | 40  |
| <b>Latest Data by Party Dem</b>   | 21%  | 22   | 7     | 6    | 22 | 23 | 43% | 13    | 56  |
| <b>Latest Data by Party Ind</b>   | 2%   | 7    | 10    | 16   | 22 | 43 | 9%  | 26    | 35  |
| <b>Latest Data by Party Rep</b>   | 3%   | 8    | 11    | 36   | 23 | 18 | 11% | 47    | 58  |
| • John Thune .....  | 6%   | 10   | 9     | 12   | 26 | 38 | 16% | 21    | 36  |
| <b>Latest Data by Party Dem</b>   | 2%   | 5    | 10    | 19   | 25 | 39 | 7%  | 29    | 36  |
| <b>Latest Data by Party Ind</b>   | 1%   | 8    | 6     | 12   | 17 | 56 | 9%  | 18    | 27  |
| <b>Latest Data by Party Rep</b>   | 12%  | 14   | 9     | 4    | 30 | 31 | 26% | 13    | 39  |

**TRUMPNEWS. [SPLIT A]** Over the past few days, how much have you seen, read, or heard about Donald Trump?

|                             | <u>Oct-05</u> | <u>Sep-08</u> | <u>Aug-11</u> | <u>Jul-21</u> | <u>Latest Data by Party</u> |            |            |
|-----------------------------|---------------|---------------|---------------|---------------|-----------------------------|------------|------------|
|                             |               |               |               |               | <u>Dem</u>                  | <u>Ind</u> | <u>Rep</u> |
| A lot .....                 | 50%           | 43%           | 41%           | 45%           | 57%                         | 27%        | 50%        |
| Some .....                  | 33            | 33            | 32            | 30            | 28                          | 36         | 37         |
| A little.....               | 11            | 16            | 15            | 17            | 10                          | 21         | 11         |
| Nothing .....               | 6             | 8             | 12            | 8             | 5                           | 17         | 3          |
| A LOT/SOME (NET).....       | 83%           | 76            | 72            | 75            | 85                          | 63         | 87         |
| A LITTLE/NOTHING (NET)..... | 17            | 24            | 28            | 25            | 15                          | 37         | 13         |

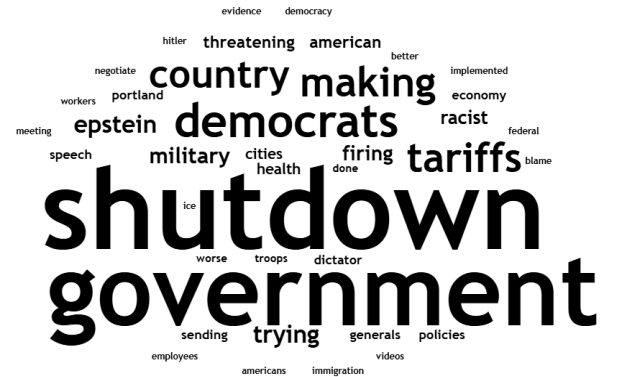
**TRUMPNEWS2. [SPLIT A]** Over the past few days, has what you have seen, read, or heard recently about Donald Trump been:

|  | <u>Oct-05</u> | <u>Sep-08</u> | <u>Aug-11</u> | <u>Jul-21</u> | <u>Latest Data by Party</u> |            |            |
|--|---------------|---------------|---------------|---------------|-----------------------------|------------|------------|
|  |               |               |               |               | <u>Dem</u>                  | <u>Ind</u> | <u>Rep</u> |
| Mostly positive.....                                 | 21%           | 16%           | 20%           | 20%           | 5%                          | 9%         | 40%        |
| Mostly negative.....                                 | 49            | 48            | 44            | 48            | 79                          | 41         | 21         |
| Equal mix of positive and negative.....              | 25            | 28            | 25            | 25            | 13                          | 37         | 35         |
| Have heard nothing in past few days about Trump..... | 5             | 9             | 12            | 8             | 3                           | 13         | 5          |
| TOTAL POSITIVE (NET).....                            | 46%           | 43            | 45            | 45            | 18                          | 46         | 74         |
| TOTAL NEGATIVE (NET).....                            | 74            | 76            | 68            | 72            | 92                          | 78         | 56         |

**TRUMPPPOS. [IF POSITIVE/MIXED]** In a few words, what positive things have you seen, read, or heard recently about Donald Trump?



**TRUMPNEG. [IF NEGATIVE/MIXED]** In a few words, what negative things have you seen, read, or heard recently about Donald Trump?



**REPSCONGRESSNEWS. [SPLIT B]** Over the past few days, how much have you seen, read, or heard about Republicans in Congress and what they are doing?

|                                    | <u>Oct-05</u> | <u>Oct-30 2023</u> | <u>Oct-16 2023</u> | <u>Oct-09 2023</u> | <b>Latest Data by Party</b> |            |            |
|------------------------------------|---------------|--------------------|--------------------|--------------------|-----------------------------|------------|------------|
|                                    |               |                    |                    |                    | <b>Dem</b>                  | <b>Ind</b> | <b>Rep</b> |
| A lot .....                        | 37%           | 28%                | 27%                | 34%                | 41%                         | 21%        | 37%        |
| Some .....                         | 32            | 30                 | 32                 | 28                 | 29                          | 26         | 36         |
| A little.....                      | 16            | 19                 | 23                 | 18                 | 16                          | 18         | 15         |
| Nothing .....                      | 16            | 23                 | 18                 | 20                 | 14                          | 35         | 12         |
| <b>A LOT/SOME (NET).....</b>       | <b>68%</b>    | <b>58</b>          | <b>59</b>          | <b>62</b>          | <b>70</b>                   | <b>47</b>  | <b>72</b>  |
| <b>A LITTLE/NOTHING (NET).....</b> | <b>32</b>     | <b>42</b>          | <b>41</b>          | <b>38</b>          | <b>30</b>                   | <b>53</b>  | <b>28</b>  |

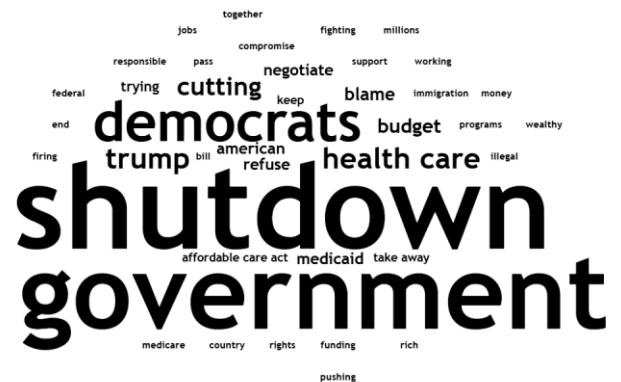
**REPSCONGRESSNEWS2. [SPLIT B]** Over the past few days, has what you have seen, read, or heard recently about Republicans in Congress been:

|   | <u>Oct-05</u> | <u>Oct-30 2023</u> | <u>Oct-16 2023</u> | <u>Oct-09 2023</u> | <b>Latest Data by Party</b> |            |            |
|---|---------------|--------------------|--------------------|--------------------|-----------------------------|------------|------------|
|   |               |                    |                    |                    | <b>Dem</b>                  | <b>Ind</b> | <b>Rep</b> |
| Mostly positive.....  | 19%           | 15%                | 8%                 | 7%                 | 2%                          | 4%         | 39%        |
| Mostly negative.....  | 44            | 37                 | 47                 | 49                 | 73                          | 32         | 18         |
| Equal mix of positive and negative.....                                 | 22            | 25                 | 25                 | 24                 | 10                          | 27         | 32         |
| Have heard nothing in past few days about Republicans in Congress ..... | 16            | 23                 | 20                 | 21                 | 14                          | 37         | 11         |
| <b>TOTAL POSITIVE (NET).....</b>  | <b>41%</b>    | <b>40</b>          | <b>33</b>          | <b>31</b>          | <b>13</b>                   | <b>30</b>  | <b>71</b>  |
| <b>TOTAL NEGATIVE (NET).....</b>  | <b>66</b>     | <b>62</b>          | <b>72</b>          | <b>73</b>          | <b>83</b>                   | <b>59</b>  | <b>50</b>  |

**REPSCONGRESSPOS. [IF POSITIVE/MIXED]** In a few words, what positive things have you seen, read, or heard recently about Republicans in Congress?



**REPSCONGRESSNEG. [IF NEGATIVE/MIXED]** In a few words, what negative things have you seen, read, or heard recently about Republicans in Congress?



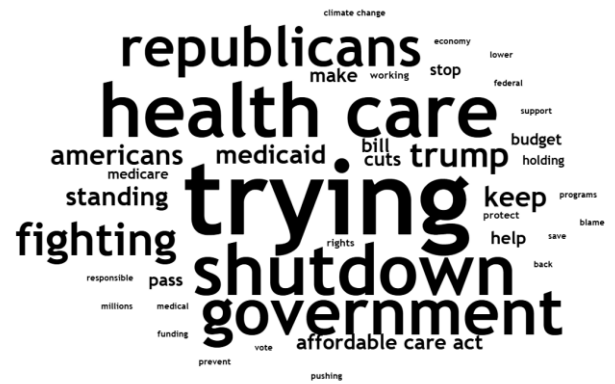
**DEMCONGRESSNEWS.** Over the past few days, how much have you seen, read, or heard about Democrats in Congress and what they are doing?

|                              | Oct-05 | Latest Data by Party |     |     |
|------------------------------|--------|----------------------|-----|-----|
|                              |        | Dem                  | Ind | Rep |
| A lot .....                  | 37%    | 38%                  | 13% | 41% |
| Some .....                   | 33     | 33                   | 32  | 33  |
| A little .....               | 16     | 17                   | 22  | 14  |
| Nothing .....                | 15     | 12                   | 33  | 12  |
| A LOT/SOME (NET) .....       | 69%    | 71                   | 45  | 74  |
| A LITTLE/NOTHING (NET) ..... | 31     | 29                   | 55  | 26  |

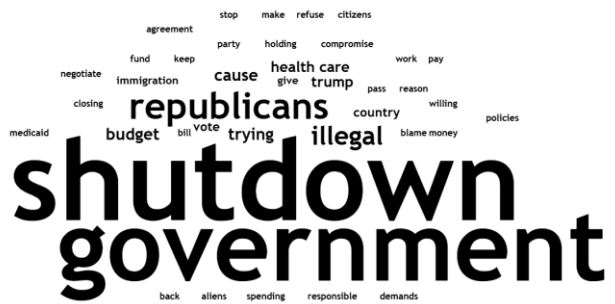
**DEMCONGRESSNEWS2.** Over the past few days, has what you have seen, read, or heard recently about Democrats in Congress been:

|   | Oct-05 | Latest Data by Party |     |     |
|---|--------|----------------------|-----|-----|
|   |        | Dem                  | Ind | Rep |
| Mostly positive.....  | 20%    | 36%                  | 9%  | 7%  |
| Mostly negative .....   | 37     | 15                   | 34  | 61  |
| Equal mix of positive and negative.....                               | 27     | 36                   | 23  | 19  |
| Have heard nothing in past few days about Democrats in Congress ..... | 15     | 14                   | 33  | 12  |
| TOTAL POSITIVE (NET) .....  | 47%    | 72                   | 32  | 26  |
| TOTAL NEGATIVE (NET) .....  | 65     | 51                   | 58  | 80  |

**DEMCONGRESSPOS.** [IF POSITIVE/MIXED] In a few words, what positive things have you seen, read, or heard recently about Democrats in Congress?



**DEMCONGRESSNEG.** [IF NEGATIVE/MIXED] In a few words, what negative things have you seen, read, or heard recently about Democrats in Congress?



**BETJOB.** Below is a list of issues. Please indicate who **you personally** trust more to handle each one.

|  | <u>The<br/>Democratic<br/>Party</u> | <u>Donald<br/>Trump and<br/>the<br/>Republican<br/>Party</u> | <u>Don't trust<br/>either party<br/>on this issue</u> | <u>DK</u> |
|--|-------------------------------------|--|---|-----------|
| • Health care.....                               | 45%                                 | 30   | 19  | 6         |
|  | <i>Sep-08 2025</i>                  | 30   | 21  | 7         |
|  | <i>Aug-11 2025</i>                  | 34   | 15  | 4         |
|  | Latest Data by Party Dem            | 4  | 9   | 3         |
|  | Latest Data by Party Ind            | 17   | 40  | 17        |
|  | Latest Data by Party Rep            | 59   | 23  | 7         |
| • Looking out for people like me .....           | 39%                                 | 33   | 23  | 5         |
|  | Latest Data by Party Dem            | 3  | 13  | 4         |
|  | Latest Data by Party Ind            | 18   | 54  | 15        |
|  | Latest Data by Party Rep            | 68   | 23  | 3         |
| • Acting responsibly .....                       | 38%                                 | 34   | 23  | 5         |
|  | Latest Data by Party Dem            | 4  | 16  | 4         |
|  | Latest Data by Party Ind            | 23   | 52  | 12        |
|  | Latest Data by Party Rep            | 67   | 23  | 5         |
| • Inflation and the cost of living .....         | 34%                                 | 36   | 23  | 7         |
|  | <i>Sep-08 2025</i>                  | 37   | 23  | 4         |
|  | <i>Aug-11 2025</i>                  | 40   | 20  | 5         |
|  | Latest Data by Party Dem            | 7  | 21  | 5         |
|  | Latest Data by Party Ind            | 23   | 49  | 16        |
|  | Latest Data by Party Rep            | 68   | 19  | 6         |
| • Making the government work better.....         | 33%                                 | 38   | 23  | 6         |
|  | Latest Data by Party Dem            | 6  | 20  | 6         |
|  | Latest Data by Party Ind            | 26   | 49  | 16        |
|  | Latest Data by Party Rep            | 73   | 18  | 5         |
| • Handling the government shutdown.....          | 32%                                 | 34   | 27  | 7         |
|  | Latest Data by Party Dem            | 7  | 22  | 6         |
|  | Latest Data by Party Ind            | 21   | 47  | 21        |
|  | Latest Data by Party Rep            | 64   | 27  | 5         |
| • Cutting government spending the right way..... | 31%                                 | 38   | 23  | 8         |
|  | Latest Data by Party Dem            | 6  | 22  | 7         |
|  | Latest Data by Party Ind            | 25   | 48  | 21        |
|  | Latest Data by Party Rep            | 73   | 17  | 5         |
| • Bringing needed change to Washington.....      | 31%                                 | 39   | 23  | 7         |
|  | Latest Data by Party Dem            | 6  | 22  | 7         |
|  | Latest Data by Party Ind            | 30   | 47  | 15        |
|  | Latest Data by Party Rep            | 75   | 17  | 5         |
| • Getting things done.....                       | 31%                                 | 41   | 22  | 6         |
|  | Latest Data by Party Dem            | 7  | 23  | 5         |
|  | Latest Data by Party Ind            | 36   | 42  | 14        |
|  | Latest Data by Party Rep            | 77   | 16  | 4         |

**BETJOB.** Below is a list of issues. Please indicate who **you personally** trust more to handle each one.

|   | <u>The Democratic Party</u> | <u>Donald Trump and the Republican Party</u> | <u>Don't trust either party on this issue</u> | <u>DK</u> |
|---|-----------------------------|--|---|-----------|
| • Being fiscally responsible.....       | 31%                         | 36   | 26  | 8         |
| Latest Data by Party Dem                | 64%                         | 7  | 24  | 5         |
| Latest Data by Party Ind                | 13%                         | 24   | 45  | 18        |
| Latest Data by Party Rep                | 3%                          | 68   | 22  | 7         |
| • Fixing a broken political system..... | 29%                         | 35   | 29  | 7         |
| Latest Data by Party Dem                | 62%                         | 5  | 28  | 5         |
| Latest Data by Party Ind                | 7%                          | 22   | 54  | 17        |
| Latest Data by Party Rep                | 2%                          | 69   | 23  | 5         |

**BETJOB\_FOLLOWUP.** [IF DON'T TRUST EITHER PARTY ON ONE OF ISSUES BELOW] If you had to choose... Please indicate who **you personally** trust more to handle: [ISSUE]. [OTHER RESPONSES ALLOCATED BASED ON INITIAL RESPONSE]<sup>1</sup>

|   | DEMOCRATS                   |   | TRUMP/REPUBLICANS                 |   | DK | NET              |                          |
|---|-----------------------------|---|-----------------------------------|---|----|------------------|--------------------------|
|   | <u>The Democratic Party</u> | <u>Don't trust either - Lean the Democratic Party</u> | <u>Trump/the Republican Party</u> | <u>Don't trust either - Lean Trump/the Republican Party</u> |    | <u>DEMOCRATS</u> | <u>TRUMP/REPUBLICANS</u> |
| • Health care.....                      | 45%                         | 6   | 30                                | 7   | 12 | 51%              | 36                       |
| Aug-11 2025                             | n/a                         | n/a   | n/a                               | n/a   | 12 | 51%              | 38                       |
| Jul-21 2025                             | n/a                         | n/a   | n/a                               | n/a   | 14 | 51%              | 35                       |
| Jun-30 2025                             | n/a                         | n/a   | n/a                               | n/a   | 15 | 50%              | 35                       |
| Latest Data by Party Dem                | 84%                         | 8   | 4                                 | *   | 4  | 92%              | 4                        |
| Latest Data by Party Ind                | 26%                         | 13  | 17                                | 4   | 41 | 39%              | 20                       |
| Latest Data by Party Rep                | 12%                         | 2   | 59                                | 14  | 13 | 14%              | 73                       |
| • Looking out for people like me.....   | 39%                         | 9   | 33                                | 8   | 11 | 48%              | 41                       |
| Aug-04 2024                             | n/a                         | n/a   | n/a                               | n/a   | 13 | 48%              | 39                       |
| Apr-22 2024                             | n/a                         | n/a   | n/a                               | n/a   | 14 | 45%              | 42                       |
| Latest Data by Party Dem                | 79%                         | 12  | 3                                 | *   | 5  | 92%              | 3                        |
| Latest Data by Party Ind                | 12%                         | 16  | 18                                | 10  | 44 | 28%              | 28                       |
| Latest Data by Party Rep                | 5%                          | 3   | 68                                | 15  | 8  | 9%               | 83                       |
| • Inflation and the cost of living..... | 34%                         | 10  | 36                                | 6   | 13 | 44%              | 42                       |
| Aug-11 2025                             | n/a                         | n/a   | n/a                               | n/a   | 12 | 44%              | 44                       |
| Jul-21 2025                             | n/a                         | n/a   | n/a                               | n/a   | 13 | 44%              | 43                       |
| Jun-30 2025                             | n/a                         | n/a   | n/a                               | n/a   | 15 | 44%              | 42                       |
| Latest Data by Party Dem                | 68%                         | 17  | 7                                 | 1   | 8  | 84%              | 8                        |
| Latest Data by Party Ind                | 11%                         | 15  | 23                                | 9   | 41 | 27%              | 32                       |
| Latest Data by Party Rep                | 7%                          | 2   | 68                                | 11  | 11 | 9%               | 79                       |

<sup>1</sup> Previous asks asked respondents whether they trusted Democrats, Trump and Republicans, or did not know enough to say. Latest wave asked respondents whether they trusted Democrats, Trump and Republicans, neither, or did not know enough to say - those who indicated neither were asked a follow-up question with only the other three choices.



**BETJOB\_FOLLOWUP. [IF DON'T TRUST EITHER PARTY ON ONE OF ISSUES BELOW] If you had to choose... Please indicate who you personally trust more to handle: [ISSUE]. [OTHER RESPONSES ALLOCATED BASED ON INITIAL RESPONSE]¹**

|                                 | DEMOCRATS            |  | TRUMP/REPUBLICANS          |  | DK | NET       |                   |
|---------------------------------|----------------------|--|----------------------------|--|----|-----------|-------------------|
|                                 | The Democratic Party | Don't trust either - Lean the Democratic Party | Trump/the Republican Party | Don't trust either - Lean Trump/the Republican Party |    | DEMOCRATS | TRUMP/REPUBLICANS |
| • Getting things done.....      | 31%                  | 12   | 41                         | 5  | 11 | 43%       | 46                |
| <i>Apr-7 2025</i>               | <i>n/a</i>           | <i>n/a</i>                                     | <i>n/a</i>                 | <i>n/a</i>   | 13 | 39%       | 48                |
| <i>Feb-24 2025</i>              | <i>n/a</i>           | <i>n/a</i>                                     | <i>n/a</i>                 | <i>n/a</i>   | 11 | 37%       | 51                |
| <b>Latest Data by Party Dem</b> | 65%                  | 21   | 7                          | 1  | 6  | 86%       | 8                 |
| <b>Latest Data by Party Ind</b> | 8%                   | 13   | 36                         | 5  | 38 | 21%       | 41                |
| <b>Latest Data by Party Rep</b> | 3%                   | 3  | 77                         | 9  | 8  | 6%        | 86                |

**DEMRIGHT. Do you think the Democratic Party is focused on the right things?**

|   | <u>Oct-05</u> | <u>Jun-24 2024</u> | <u>Feb-19 2024</u> | <u>Aug-07 2023</u> | <u>Latest Data by Party</u> |            |            |
|---|---------------|--------------------|--------------------|--------------------|-----------------------------|------------|------------|
|   |               |                    |                    |                    | <u>Dem</u>                  | <u>Ind</u> | <u>Rep</u> |
| Mostly focused on the right things.....   | 24%           | 20%                | 20%                | 16%                | 46%                         | 7%         | 6%         |
| Somewhat focused on the right things..... | 26            | 26                 | 24                 | 27                 | 39                          | 23         | 14         |
| Somewhat focused on the wrong things..... | 13            | 15                 | 16                 | 15                 | 6                           | 20         | 18         |
| Mostly focused on the wrong things.....   | 30            | 35                 | 35                 | 32                 | 4                           | 24         | 58         |
| Not sure.....                             | 7             | 5                  | 5                  | 10                 | 5                           | 26         | 4          |
| THE RIGHT THINGS (NET).....               | 50%           | 46                 | 44                 | 43                 | 85                          | 30         | 20         |
| THE WRONG THINGS (NET).....               | 43            | 49                 | 51                 | 47                 | 10                          | 44         | 76         |

**REPRIGHT. Do you think the Republican Party is focused on the right things?**

|   | <u>Oct-05</u> | <u>Jun-24 2024</u> | <u>Feb-19 2024</u> | <u>Aug-07 2023</u> | <u>Latest Data by Party</u> |            |            |
|---|---------------|--------------------|--------------------|--------------------|-----------------------------|------------|------------|
|   |               |                    |                    |                    | <u>Dem</u>                  | <u>Ind</u> | <u>Rep</u> |
| Mostly focused on the right things.....   | 24%           | 20%                | 15%                | 14%                | 3%                          | 10%        | 48%        |
| Somewhat focused on the right things..... | 22            | 22                 | 29                 | 24                 | 7                           | 22         | 37         |
| Somewhat focused on the wrong things..... | 12            | 16                 | 16                 | 16                 | 15                          | 19         | 7          |
| Mostly focused on the wrong things.....   | 36            | 35                 | 34                 | 34                 | 70                          | 26         | 5          |
| Not sure.....                             | 6             | 5                  | 6                  | 12                 | 6                           | 22         | 2          |
| THE RIGHT THINGS (NET).....               | 46%           | 43                 | 44                 | 38                 | 10                          | 32         | 85         |
| THE WRONG THINGS (NET).....               | 48            | 52                 | 50                 | 50                 | 85                          | 46         | 12         |

**Q1. On a scale of 1 to 5, where 1 means "work with President Trump all the time" and 5 means "stand up to President Trump all the time," what do you think Democrats in Congress should do?**

|   | <u>Oct-05</u> | <u>Feb-24</u> | <u>Nov 2018</u> | <u>Latest Data by Party</u> |            |            |
|---|---------------|---------------|-----------------|-----------------------------|------------|------------|
|   |               |               |                 | <u>Dem</u>                  | <u>Ind</u> | <u>Rep</u> |
| 5 - Stand up to Trump all the time..... | 33%           | 36%           | 24%             | 57%                         | 23%        | 12%        |
| 4.....                                  | 12            | 16            | 18              | 18                          | 13         | 5          |
| 3.....                                  | 25            | 19            | 26              | 21                          | 44         | 23         |
| 2.....                                  | 14            | 11            | 17              | 2                           | 12         | 26         |
| 1 - Work with Trump all the time.....   | 17            | 18            | 15              | 2                           | 9          | 34         |
| STAND UP TO TRUMP - 4-5 (NET).....      | 45%           | 52            | 42              | 75                          | 36         | 17         |
| WORK WITH TRUMP - 1-2 (NET).....        | 30            | 29            | 32              | 3                           | 21         | 60         |
| MEAN.....                               | 3.31          | 3.41          | 3.19            | 4.28                        | 3.30       | 2.35       |

Now you are going to see some questions about the economy...

**ECONOMYSTATUS.** How would you rate the state of the U.S. economy today?

|                     | <u>Oct-05</u> | <u>Sep-08</u> | <u>Aug-11</u> | <u>Jul-21</u> | <u>Latest Data by Party</u> |            |            |
|---------------------|---------------|---------------|---------------|---------------|-----------------------------|------------|------------|
|                     |               |               |               |               | <u>Dem</u>                  | <u>Ind</u> | <u>Rep</u> |
| Excellent.....      | 4%            | 4%            | 6%            | 4%            | 2%                          | 3%         | 6%         |
| Good.....           | 24            | 28            | 26            | 30            | 11                          | 9          | 40         |
| Not so good.....    | 41            | 41            | 41            | 39            | 40                          | 48         | 40         |
| Poor.....           | 29            | 23            | 25            | 24            | 45                          | 36         | 12         |
| Not sure.....       | 2             | 3             | 2             | 2             | 2                           | 4          | 1          |
| POSITIVE (NET)..... | 28%           | 32            | 32            | 34            | 13                          | 12         | 47         |
| NEGATIVE (NET)..... | 70            | 65            | 66            | 63            | 84                          | 84         | 52         |

**PERSITCONFIDENCE.** Thinking about your personal financial situation **over the next few months**, do you feel confident or uneasy?

|                         | <u>Oct-05</u> | <u>Sep-08</u> | <u>Aug-11</u> | <u>Jul-21</u> | <u>Latest Data by Party</u> |            |            |
|-------------------------|---------------|---------------|---------------|---------------|-----------------------------|------------|------------|
|                         |               |               |               |               | <u>Dem</u>                  | <u>Ind</u> | <u>Rep</u> |
| Very confident.....     | 12%           | 14%           | 12%           | 14%           | 7%                          | 6%         | 18%        |
| Somewhat confident..... | 27            | 27            | 27            | 29            | 17                          | 21         | 38         |
| Somewhat uneasy.....    | 29            | 31            | 29            | 26            | 29                          | 38         | 27         |
| Very uneasy.....        | 29            | 25            | 29            | 26            | 44                          | 28         | 14         |
| Not sure.....           | 3             | 4             | 3             | 5             | 2                           | 7          | 2          |
| CONFIDENT (NET).....    | 39%           | 40            | 40            | 43            | 24                          | 28         | 57         |
| UNEASY (NET).....       | 58            | 56            | 57            | 53            | 74                          | 66         | 41         |

Switching subjects...

**Q2.** How much have you seen, read, or heard about the current government shutdown?<sup>2</sup>

|                       | <u>Oct-05</u> | <u>Sep-08</u> | <u>Aug-11</u> | <u>Feb-24</u> | <u>Latest Data by Party</u> |            |            |
|-----------------------|---------------|---------------|---------------|---------------|-----------------------------|------------|------------|
|                       |               |               |               |               | <u>Dem</u>                  | <u>Ind</u> | <u>Rep</u> |
| A lot.....            | 39%           | 9%            | 7%            | 17%           | 42%                         | 24%        | 39%        |
| Some.....             | 36            | 32            | 28            | 32            | 32                          | 31         | 41         |
| A little.....         | 18            | 27            | 27            | 22            | 18                          | 27         | 16         |
| Nothing.....          | 7             | 33            | 38            | 29            | 7                           | 17         | 4          |
| A LOT/SOME (NET)..... | 75%           | 40            | 35            | 49            | 75                          | 55         | 80         |

**V1.** Who do you blame most for the current government shutdown? [IF NOT DEMOCRATS IN CONGRESS/TRUMP AND REPUBLICANS IN CONGRESS] If you had to choose today, just based on what you know, who do you blame most for the current government shutdown?<sup>3</sup>

|   | <u>Oct-05</u> | <u>Sep-08</u> | <u>Aug-11</u> | <u>Feb-24</u> | <u>Latest Data by Party</u> |            |            |
|---|---------------|---------------|---------------|---------------|-----------------------------|------------|------------|
|   |               |               |               |               | <u>Dem</u>                  | <u>Ind</u> | <u>Rep</u> |
| Democrats in Congress.....  | 28%           | 22%           | 21%           | 23%           | 4%                          | 10%        | 56%        |
| President Trump and Republicans in Congress.....                    | 39            | 41            | 44            | 43            | 71                          | 27         | 12         |
| Do not blame either of these.....                                   | 4             | 4             | 3             | 7             | 2                           | 7          | 5          |
| Blame both of these equally.....                                    | 22            | 25            | 21            | 17            | 17                          | 35         | 23         |
| Don't know enough to say.....                                       | 7             | 8             | 10            | 10            | 6                           | 20         | 4          |
| DEMOCRATS IN CONGRESS WITH LEANERS (NET).....                       | 32%           | 26            | 26            | 27            | 6                           | 12         | 63         |
| PRESIDENT TRUMP AND REPUBLICANS IN CONGRESS WITH LEANERS (NET)..... | 45            | 45            | 48            | 47            | 79                          | 31         | 14         |

<sup>2</sup> Previous asks were about a potential shutdown

<sup>3</sup> Previous asks were about a potential shutdown

V1Z. Who do you blame most for the current government shutdown? [IF NOT DEMOCRATS IN CONGRESS/TRUMP AND REPUBLICANS IN CONGRESS] If you had to choose today, just based on what you know, who do you blame most for the current government shutdown? [NEITHER, BOTH, DON'T KNOW EXCLUDE LEANERS]

|  | Oct-05 | Latest Data by Party |     |     |
|--|--------|----------------------|-----|-----|
|  |        | Dem                  | Ind | Rep |
| Democrats in Congress.....                             | 28%    | 4%                   | 10% | 56% |
| Lean Democrats in Congress.....                        | 4      | 2                    | 2   | 7   |
| President Trump and Republicans in Congress .....      | 39     | 71                   | 27  | 12  |
| Lean President Trump and Republicans in Congress ....  | 5      | 9                    | 4   | 3   |
| Do not blame either of these .....                     | 3      | 2                    | 7   | 3   |
| Blame both of these equally.....                       | 16     | 10                   | 31  | 17  |
| Don't know enough to say.....                          | 5      | 3                    | 20  | 3   |
| DEMOCRATS IN CONGRESS (NET) .....                      | 32%    | 6                    | 12  | 63  |
| PRESIDENT TRUMP AND REPUBLICANS IN CONGRESS (NET)..... | 45     | 79                   | 31  | 14  |

B1. Below is a list of individuals and groups. Please indicate whether you think each has tried to keep the government open or has tried to shut the government down.

|                                 | KEEP OPEN |      | SHUT DOWN |          | Not sure | NET       |           |
|---------------------------------|-----------|------|-----------|----------|----------|-----------|-----------|
|                                 | Strongly  | Some | Some      | Strongly |          | KEEP OPEN | SHUT DOWN |
| • Democrats in Congress.....    | 22%       | 23   | 14        | 28       | 13       | 45%       | 42        |
| <b>Latest Data by Party Dem</b> | 42%       | 35   | 7         | 4        | 12       | 77%       | 10        |
| <b>Latest Data by Party Ind</b> | 13%       | 19   | 13        | 17       | 38       | 32%       | 30        |
| <b>Latest Data by Party Rep</b> | 3%        | 12   | 22        | 55       | 8        | 15%       | 77        |
| • Republicans in Congress.....  | 21%       | 22   | 14        | 30       | 13       | 42%       | 44        |
| <b>Latest Data by Party Dem</b> | 3%        | 10   | 20        | 56       | 11       | 13%       | 76        |
| <b>Latest Data by Party Ind</b> | 6%        | 24   | 10        | 19       | 41       | 30%       | 29        |
| <b>Latest Data by Party Rep</b> | 42%       | 33   | 9         | 7        | 8        | 76%       | 16        |
| • Donald Trump.....             | 23%       | 16   | 12        | 37       | 12       | 40%       | 48        |
| <b>Latest Data by Party Dem</b> | 3%        | 6    | 15        | 66       | 11       | 9%        | 80        |
| <b>Latest Data by Party Ind</b> | 12%       | 18   | 11        | 27       | 32       | 30%       | 38        |
| <b>Latest Data by Party Rep</b> | 46%       | 26   | 9         | 10       | 8        | 73%       | 19        |

**Q6A. [SPLIT A]** Regardless of how much you have heard about the government shutdown, which of the following best describes the impact you think it will have on **you personally**?

|                                | Oct-05 | Latest Data by Party |     |     |
|--------------------------------|--------|----------------------|-----|-----|
|                                |        | Dem                  | Ind | Rep |
| Very positive impact .....     | 4%     | 3%                   | 3%  | 7%  |
| Somewhat positive impact ..... | 4      | 3                    | 1   | 5   |
| No impact at all.....          | 31     | 22                   | 16  | 44  |
| Somewhat negative impact ..... | 35     | 40                   | 39  | 29  |
| Very negative impact.....      | 15     | 20                   | 20  | 8   |
| Not sure.....                  | 11     | 12                   | 20  | 7   |
| POSITIVE (NET).....            | 8%     | 6                    | 4   | 12  |
| NEGATIVE (NET).....            | 50     | 60                   | 59  | 38  |

**Q6B. [SPLIT B]** Regardless of how much you have heard about the government shutdown, which of the following best describes the impact you think it will have on **the country**?

|                                | Oct-05 | Latest Data by Party |     |     |
|--------------------------------|--------|----------------------|-----|-----|
|                                |        | Dem                  | Ind | Rep |
| Very positive impact .....     | 4%     | 3%                   | -   | 6%  |
| Somewhat positive impact ..... | 6      | 3                    | 9   | 9   |
| No impact at all.....          | 13     | 5                    | 11  | 20  |
| Somewhat negative impact ..... | 35     | 32                   | 32  | 39  |
| Very negative impact.....      | 33     | 47                   | 36  | 19  |
| Not sure.....                  | 9      | 10                   | 12  | 8   |
| POSITIVE (NET).....            | 10%    | 6                    | 9   | 14  |
| NEGATIVE (NET).....            | 68     | 79                   | 68  | 57  |

**Q7A. [SPLIT A]** What do you think Democrats in Congress should do in relation to the government shutdown?

|   | Oct-05 | Latest Data by Party |     |     |
|---|--------|----------------------|-----|-----|
|   |        | Dem                  | Ind | Rep |
| Democrats should compromise with Trump and Republicans to end the shutdown, even if that means giving up on some of their principles..... | 51%    | 26%                  | 36% | 79% |
| Democrats should hold their ground on their principles, even if it means that the government shutdown continues.....                      | 37     | 68                   | 23  | 10  |
| Don't know enough to say.....   | 12     | 6                    | 40  | 11  |

**Q7B. [SPLIT B]** What do you think Democrats in Congress should do in relation to the government shutdown?

|   | Oct-05 | Latest Data by Party |     |     |
|---|--------|----------------------|-----|-----|
|   |        | Dem                  | Ind | Rep |
| Democrats should compromise with Trump and Republicans to end the shutdown, even if that means giving up on some of their principles on keeping health care costs from going up.....                        | 43%    | 18%                  | 21% | 73% |
| Democrats should hold their ground to make sure that health care isn't taken away and that costs don't go up any more than they already have, even if it means that the government shutdown continues ..... | 45     | 74                   | 50  | 14  |
| Don't know enough to say.....   | 13     | 8                    | 29  | 12  |

**Q8.** What do you think President Trump and Republicans in Congress should do in relation to the government shutdown?

|   | Oct-05 | Latest Data by Party |     |     |
|---|--------|----------------------|-----|-----|
|   |        | Dem                  | Ind | Rep |
| Trump and Republicans should compromise with Democrats to end the shutdown, even if that means giving up on some of their principles..... | 61%    | 89%                  | 47% | 36% |
| Trump and Republicans should hold their ground on their principles, even if it means that the government shutdown continues .....         | 27     | 4                    | 13  | 54  |
| Don't know enough to say.....   | 12     | 7                    | 40  | 10  |

**Q9.** Below is a list of potential consequences of the government shutdown. Which of the following **three** do you find most concerning, if any?

|  | <b>Oct-05</b> | <b>Latest Data by Party</b> |            |            |
|--|---------------|-----------------------------|------------|------------|
|  |               | <b>Dem</b>                  | <b>Ind</b> | <b>Rep</b> |
| The shutdown harming the U.S. economy, potentially costing billions of dollars each week and increasing unemployment.....          | 51%           | 54%                         | 53%        | 47%        |
| Millions of Americans not receiving their paychecks on time, and potentially never getting paid for the time of the shutdown ..... | 50            | 54                          | 50         | 46         |
| Federal food programs that support millions of children and pregnant women losing funding .....                                    | 41            | 49                          | 40         | 33         |
| U.S. military service members and veterans facing pay delays and disruptions in health care and child care services .....          | 34            | 29                          | 20         | 44         |
| Basic customer services for veterans or Social Security recipients stopping .....  | 26            | 24                          | 24         | 27         |
| Critical food inspections stopping, making the food supply less safe.....  | 21            | 23                          | 28         | 17         |
| Air travel becoming unsafe or unreliable as air traffic controllers and TSA agents go unpaid and stop showing up to work .....     | 20            | 20                          | 16         | 20         |
| Delays or freezes in medical research grants, slowing progress toward cures for diseases like cancer .....                         | 14            | 14                          | 17         | 14         |
| None of these are concerning to me .....   | 8             | 5                           | 11         | 10         |

Changing topics...

**Q10A. [SPLIT A] [RESPONSIBILITY, MAJORITY BROKEN]** Which side do you agree with more?

|   | <b>Oct-05</b> | <b>Latest Data by Party</b> |            |            |
|---|---------------|-----------------------------|------------|------------|
|   |               | <b>Dem</b>                  | <b>Ind</b> | <b>Rep</b> |
| Trump and Republicans in Congress are to blame for the shutdown: this is yet another example of government in Washington being completely broken. They are in full control of the federal government, including the White House and Congress, and they still can't pass this budget. This is all happening on their watch. .... | 60%           | 89%                         | 60%        | 31%        |
| Democrats in Congress are to blame for the shutdown because they refuse to cooperate or negotiate and just want to stop Trump from doing anything, no matter what it is. ....   | 40            | 11                          | 40         | 69         |

**Q10B. [SPLIT B] [RESPONSIBILITY, MAJORITY NOT BROKEN]** Which side do you agree with more?

|   | <b>Oct-05</b> | <b>Latest Data by Party</b> |            |            |
|---|---------------|-----------------------------|------------|------------|
|   |               | <b>Dem</b>                  | <b>Ind</b> | <b>Rep</b> |
| Trump and Republicans in Congress are to blame for the shutdown because they are in full control of the federal government, including the White House and Congress, and they still can't pass this budget. This is all happening on their watch. .... | 58%           | 87%                         | 65%        | 28%        |
| Democrats in Congress are to blame for the shutdown because they refuse to cooperate or negotiate and just want to stop Trump from doing anything, no matter what it is. ....   | 42            | 13                          | 35         | 72         |

**Q11A. [SPLIT A] [RESPONSIBILITY, REFUSAL BROKEN] Which side do you agree with more?**

|  | <u>Oct-05</u> | <u>Latest Data by Party</u> |            |            |
|--|---------------|-----------------------------|------------|------------|
|  |               | <u>Dem</u>                  | <u>Ind</u> | <u>Rep</u> |
| Trump and Republicans in Congress are to blame for the shutdown: this is yet another example of government in Washington being completely broken. Republicans refuse to compromise and won't pass a budget unless it takes away health care to pay for tax breaks for the wealthy. After they already cut Medicaid, they're now trying to take away the tax credits millions use to pay for health care..... | 60%           | 88%                         | 62%        | 32%        |
| Democrats in Congress are to blame for the shutdown because they refuse to cooperate or negotiate and just want to stop Trump from doing anything, no matter what it is. ....  | 40            | 12                          | 38         | 68         |

**Q11B. [SPLIT B] [RESPONSIBILITY, REFUSAL NOT BROKEN] Which side do you agree with more?**

|   | <u>Oct-05</u> | <u>Latest Data by Party</u> |            |            |
|---|---------------|-----------------------------|------------|------------|
|   |               | <u>Dem</u>                  | <u>Ind</u> | <u>Rep</u> |
| Trump and Republicans in Congress are to blame for the shutdown because they refuse to compromise and won't pass a budget unless it takes away health care to pay for tax breaks for the wealthy. After they already cut Medicaid, they're now trying to take away the tax credits millions use to pay for health care..... | 61%           | 92%                         | 63%        | 31%        |
| Democrats in Congress are to blame for the shutdown because they refuse to cooperate or negotiate and just want to stop Trump from doing anything, no matter what it is. ....   | 39            | 8                           | 37         | 69         |

**Q12C. [SPLIT C] [STAND UP TO CUTS] Which statement do you agree with more?**

|   | <u>Oct-05</u> | <u>Latest Data by Party</u> |            |            |
|---|---------------|-----------------------------|------------|------------|
|   |               | <u>Dem</u>                  | <u>Ind</u> | <u>Rep</u> |
| Democrats who say Trump and Republicans' cuts to Medicaid and the Affordable Care Act would strip health care from millions of Americans. Democrats must stand up to protect people from these efforts to gut health care.....  | 53%           | 88%                         | 41%        | 22%        |
| Trump and Republicans who say Congress needs to pass the budget to keep the government open, and Democrats are standing in the way. Democrats are unwilling to cut waste, fraud, and abuse from government spending, and instead want to continue to waste taxpayer dollars on health care for illegal aliens and transgender surgeries. .... | 47            | 12                          | 59         | 78         |

**Q12D. [SPLIT D] [STAND UP TO CUTS + STATUS QUO]**  
Which statement do you agree with more?

|   | <u>Oct-05</u> | <u>Latest Data by Party</u> |            |            |
|---|---------------|-----------------------------|------------|------------|
|   |               | <u>Dem</u>                  | <u>Ind</u> | <u>Rep</u> |
| Democrats who say our health care system is already broken with millions of Americans in medical debt, and Republicans want to break our system further with this budget. Trump and Republicans' cuts to Medicaid and the Affordable Care Act would strip health care from millions of Americans. Democrats must stand up to protect people from these efforts to gut health care. .... | 52%           | 85%                         | 55%        | 18%        |
| Trump and Republicans who say Congress needs to pass the budget to keep the government open, and Democrats are standing in the way. Democrats are unwilling to cut waste, fraud, and abuse from government spending, and instead want to continue to waste taxpayer dollars on health care for illegal aliens and transgender surgeries. ....   | 48            | 15                          | 45         | 82         |

**Q13C. [SPLIT C] [KEEP COSTS DOWN]** Which statement do you agree with more?

|   | <u>Oct-05</u> | <u>Latest Data by Party</u> |            |            |
|---|---------------|-----------------------------|------------|------------|
|   |               | <u>Dem</u>                  | <u>Ind</u> | <u>Rep</u> |
| Democrats who say that Trump and Republicans' budget would more than double health care costs for 22 million Americans. Democrats say health care costs have already been skyrocketing, and so they are doing everything they can to stop health care costs from rising even more, at a time when tariffs are already driving up costs. ....  | 54%           | 88%                         | 48%        | 21%        |
| Trump and Republicans who say Congress needs to pass the budget to keep the government open, and Democrats are standing in the way. Democrats are unwilling to cut waste, fraud, and abuse from government spending, and instead want to continue to waste taxpayer dollars on health care for illegal aliens and transgender surgeries. .... | 46            | 12                          | 52         | 79         |

**Q13D. [SPLIT D] [DESTRUCTION]** Which statement do you agree with more?

|   | <u>Oct-05</u> | <u>Latest Data by Party</u> |            |            |
|---|---------------|-----------------------------|------------|------------|
|   |               | <u>Dem</u>                  | <u>Ind</u> | <u>Rep</u> |
| Democrats who say Trump and Republicans are using the shutdown to take total control of the federal government and slash and burn everything – cutting not just waste, but things like Medicaid, the Affordable Care Act, food safety inspections, and cancer research. So, Democrats are standing up for hardworking families and pushing back. .... | 52%           | 84%                         | 48%        | 22%        |
| Trump and Republicans who say Congress needs to pass the budget to keep the government open, and Democrats are standing in the way. Democrats are unwilling to cut waste, fraud, and abuse from government spending, and instead want to continue to waste taxpayer dollars on health care for illegal aliens and transgender surgeries. ....         | 48            | 16                          | 52         | 78         |

**B2. [HITS ON GOP]** Below is a list of statements about how Trump and Republicans in Congress are acting with regards to the government shutdown. Please indicate how concerning you find each statement on a scale of 1 to 5, where 1 means it is not at all concerning and 5 means it is extremely concerning. If you do not find the statement concerning or do not believe the statement, please indicate that option.

|   | CONCERNING       |    |    | NOT CONCERNING |                | Don't believe | NET        |                | MEAN |
|---|------------------|----|----|----------------|----------------|---------------|------------|----------------|------|
|   | 5 -<br>Extremely | 4  | 3  | 2              | 1 - Not at all |               | CONCERNING | NOT CONCERNING |      |
| <p>• <b>[SPLIT B] [HEALTH CARE CUTS RICH]</b><br/>                     Trump and Republicans in Congress are using a government shutdown to try to force through their budget which includes massive cuts to programs like Medicaid and the Affordable Care Act. This budget will double health care costs for millions of Americans and kick millions off of their health care – all to pay for Republicans’ massive new tax breaks for the rich and big corporations.</p> | 47%              | 15 | 11 | 6              | 6              | 16            | 62%        | 11             | 4.10 |
| <b>Latest Data by Party Dem</b>   | 78%              | 11 | 7  | 1              | 1              | 2             | 90%        | 1              | 4.70 |
| <b>Latest Data by Party Ind</b>   | 43%              | 24 | 12 | 7              | 2              | 12            | 67%        | 9              | 4.13 |
| <b>Latest Data by Party Rep</b>   | 17%              | 16 | 14 | 10             | 12             | 31            | 33%        | 22             | 3.25 |
| <p>• <b>[SPLIT A] [HEALTH CARE CUTS]</b> Trump and Republicans in Congress are using a government shutdown to try to force through their budget which includes massive cuts to programs like Medicaid and the Affordable Care Act. This budget will double health care costs for millions of Americans and kick millions off of their health care.....</p>  | 46%              | 13 | 13 | 6              | 8              | 14            | 59%        | 14             | 3.95 |
| <b>Latest Data by Party Dem</b>   | 72%              | 14 | 10 | 2              | 2              | *             | 86%        | 4              | 4.54 |
| <b>Latest Data by Party Ind</b>   | 41%              | 16 | 20 | 2              | 4              | 16            | 57%        | 7              | 4.03 |
| <b>Latest Data by Party Rep</b>   | 20%              | 12 | 14 | 11             | 16             | 27            | 32%        | 27             | 3.12 |



**B2. [HITS ON GOP]** Below is a list of statements about how Trump and Republicans in Congress are acting with regards to the government shutdown. Please indicate how concerning you find each statement on a scale of 1 to 5, where 1 means it is not at all concerning and 5 means it is extremely concerning. If you do not find the statement concerning or do not believe the statement, please indicate that option.

|  | CONCERNING       |    |    | NOT CONCERNING |                | Don't believe | NET        |                | MEAN |
|--|------------------|----|----|----------------|----------------|---------------|------------|----------------|------|
|  | 5 -<br>Extremely | 4  | 3  | 2              | 1 - Not at all |               | CONCERNING | NOT CONCERNING |      |
| <p>• <b>[SPLIT B] [SPENDING RICH]</b> Trump and Republicans in Congress are using a government shutdown to force through their budget and drastically cut funding. They've already cut and delayed research into cures for cancer and Alzheimer's and are now drastically cutting food for hungry children and pregnant women. They don't care who is hurt, even hard-working families, seniors, veterans, and children – and these cuts are all to pay for Republicans' massive new tax breaks for the rich and big corporations.....</p> | 45%              | 14 | 12 | 6              | 6              | 17            | 59%        | 12             | 4.05 |
| <b>Latest Data by Party Dem</b>  | 74%              | 13 | 7  | 2              | 1              | 3             | 87%        | 3              | 4.63 |
| <b>Latest Data by Party Ind</b>  | 50%              | 15 | 15 | 3              | 3              | 13            | 65%        | 7              | 4.22 |
| <b>Latest Data by Party Rep</b>  | 15%              | 15 | 15 | 10             | 12             | 33            | 30%        | 22             | 3.16 |
| <p>• <b>[SPLIT A] [COSTS GENERAL]</b> Trump and Republicans in Congress were elected to reduce costs, but now they're using a shutdown to push through their plan to raise costs. Their budget plan hikes health care costs by raising premiums, kicking millions off their health care, and more than doubling health care costs for 22 million Americans, while adding new costs on everyday goods through tariffs.....</p>  | 45%              | 13 | 14 | 6              | 7              | 15            | 58%        | 14             | 3.97 |
| <b>Latest Data by Party Dem</b>  | 74%              | 11 | 12 | 1              | 2              | 1             | 85%        | 2              | 4.57 |
| <b>Latest Data by Party Ind</b>  | 36%              | 18 | 21 | 4              | 2              | 18            | 55%        | 6              | 4.00 |
| <b>Latest Data by Party Rep</b>  | 18%              | 13 | 13 | 13             | 14             | 29            | 31%        | 27             | 3.11 |
| <p>• <b>[SLASH AND BURN]</b> Trump and Republicans in Congress are using the shutdown to take total control of the federal government so they can slash and burn everything in sight, including cuts to health care for millions of people and firing thousands of workers permanently. ....</p>   | 44%              | 13 | 11 | 5              | 7              | 19            | 58%        | 12             | 4.02 |
| <b>Latest Data by Party Dem</b>  | 74%              | 11 | 8  | 1              | 1              | 5             | 85%        | 2              | 4.65 |
| <b>Latest Data by Party Ind</b>  | 37%              | 22 | 20 | 2              | 4              | 15            | 59%        | 6              | 4.01 |
| <b>Latest Data by Party Rep</b>  | 16%              | 13 | 12 | 10             | 14             | 35            | 30%        | 24             | 3.12 |

**B2. [HITS ON GOP]** Below is a list of statements about how Trump and Republicans in Congress are acting with regards to the government shutdown. Please indicate how concerning you find each statement on a scale of 1 to 5, where 1 means it is not at all concerning and 5 means it is extremely concerning. If you do not find the statement concerning or do not believe the statement, please indicate that option.

|   | CONCERNING       |    |    | NOT CONCERNING |                | Don't believe | NET        |                | MEAN |
|---|------------------|----|----|----------------|----------------|---------------|------------|----------------|------|
|   | 5 -<br>Extremely | 4  | 3  | 2              | 1 - Not at all |               | CONCERNING | NOT CONCERNING |      |
| <ul style="list-style-type: none"> <li> <b>[AUTHORITARIANISM]</b> Trump and Republicans in Congress are a danger to our democracy and moving us towards authoritarianism, and this is just another example. Trump has deployed the military to American cities and instructed military generals to use military force against American citizens, is using his power to punish people who don't agree with him, and is promising to shut down organizations and agencies that don't agree with him to consolidate power.                     </li> </ul> | 44%              | 13 | 10 | 5              | 9              | 19            | 57%        | 14             | 3.96 |
| <b>Latest Data by Party Dem</b>   | 74%              | 13 | 8  | 1              | 1              | 3             | 86%        | 3              | 4.60 |
| <b>Latest Data by Party Ind</b>   | 38%              | 17 | 14 | 7              | 8              | 16            | 54%        | 15             | 3.82 |
| <b>Latest Data by Party Rep</b>   | 16%              | 12 | 11 | 9              | 16             | 35            | 28%        | 25             | 3.05 |
| <ul style="list-style-type: none"> <li> <b>[SPLIT B] [COSTS GENERAL NO TARIFFS]</b> Trump and Republicans in Congress were elected to reduce costs, but now they're using a shutdown to push through their plan to raise costs. Their budget plan hikes health care costs by raising premiums, kicking millions off their health care, and more than doubling health care costs for 22 million Americans.                     </li> </ul>   | 43%              | 16 | 12 | 3              | 8              | 18            | 60%        | 11             | 4.03 |
| <b>Latest Data by Party Dem</b>   | 73%              | 15 | 9  | -              | -              | 3             | 88%        | -              | 4.66 |
| <b>Latest Data by Party Ind</b>   | 36%              | 19 | 12 | 1              | 18             | 14            | 55%        | 19             | 3.64 |
| <b>Latest Data by Party Rep</b>   | 15%              | 17 | 16 | 7              | 12             | 33            | 32%        | 19             | 3.25 |
| <ul style="list-style-type: none"> <li> <b>[CONTINUATION]</b> Trump and Republicans in Congress have spent all year shutting down the government, cutting Medicaid, firing thousands of workers, and taking revenge against agencies and groups they just don't like. This is more of the same, doing everything they can to make our government fail.                     </li> </ul>  | 43%              | 13 | 13 | 5              | 6              | 20            | 56%        | 11             | 4.02 |
| <b>Latest Data by Party Dem</b>   | 73%              | 12 | 9  | 1              | 1              | 3             | 85%        | 2              | 4.59 |
| <b>Latest Data by Party Ind</b>   | 36%              | 19 | 14 | 3              | 5              | 23            | 55%        | 8              | 4.01 |
| <b>Latest Data by Party Rep</b>   | 16%              | 11 | 15 | 9              | 12             | 37            | 27%        | 21             | 3.14 |

**B2. [HITS ON GOP]** Below is a list of statements about how Trump and Republicans in Congress are acting with regards to the government shutdown. Please indicate how concerning you find each statement on a scale of 1 to 5, where 1 means it is not at all concerning and 5 means it is extremely concerning. If you do not find the statement concerning or do not believe the statement, please indicate that option.

|  | CONCERNING       |    |    | NOT CONCERNING |                | Don't believe | NET        |                | MEAN |
|--|------------------|----|----|----------------|----------------|---------------|------------|----------------|------|
|  | 5 -<br>Extremely | 4  | 3  | 2              | 1 - Not at all |               | CONCERNING | NOT CONCERNING |      |
| <ul style="list-style-type: none"> <li> <b>[SPLIT A] [SPENDING]</b> Trump and Republicans in Congress are using a government shutdown to force through their budget and drastically cut funding. They've already cut and delayed research into cures for cancer and Alzheimer's and are now drastically cutting food for hungry children and pregnant women. They don't care who is hurt, even hard-working families, seniors, veterans, and children.....                             </li> </ul> | 42%              | 15 | 11 | 7              | 5              | 20            | 58%        | 12             | 4.03 |
| <b>Latest Data by Party Dem</b>  | 70%              | 15 | 8  | 4              | 1              | 1             | 85%        | 5              | 4.50 |
| <b>Latest Data by Party Ind</b>  | 32%              | 21 | 21 | 5              | 2              | 19            | 53%        | 7              | 3.93 |
| <b>Latest Data by Party Rep</b>  | 17%              | 14 | 10 | 10             | 10             | 39            | 31%        | 20             | 3.31 |
| <ul style="list-style-type: none"> <li> <b>[CHAOS MAJORITY]</b> Trump and Republicans in Congress' leadership has been nothing but chaos, changing their minds every day on things like tariffs, and now they can't even pass a spending bill despite controlling both Congress and the White House. Trump and Republicans are completely dysfunctional and can't get anything done.....                             </li> </ul>   | 41%              | 14 | 14 | 4              | 7              | 19            | 56%        | 11             | 3.97 |
| <b>Latest Data by Party Dem</b>  | 69%              | 15 | 10 | 2              | 1              | 2             | 84%        | 3              | 4.53 |
| <b>Latest Data by Party Ind</b>  | 38%              | 17 | 19 | 1              | 5              | 21            | 54%        | 6              | 4.02 |
| <b>Latest Data by Party Rep</b>  | 14%              | 13 | 17 | 7              | 14             | 35            | 27%        | 21             | 3.11 |

**V2.** Again... Who do you blame most for the current government shutdown? **[IF NOT DEMOCRATS IN CONGRESS/TRUMP AND REPUBLICANS IN CONGRESS]** If you had to choose today, just based on what you know, who do you blame most for the current government shutdown?

|   | Oct-05 | Latest Data by Party |     |     |
|---|--------|----------------------|-----|-----|
|   |        | Dem                  | Ind | Rep |
| Democrats in Congress.....  | 30%    | 4%                   | 9%  | 61% |
| President Trump and Republicans in Congress .....                   | 46     | 82                   | 33  | 13  |
| Do not blame either of these .....                                  | 3      | 2                    | 11  | 3   |
| Blame both of these equally.....                                    | 17     | 9                    | 33  | 20  |
| Don't know enough to say.....                                       | 4      | 2                    | 14  | 3   |
| DEMOCRATS IN CONGRESS WITH LEANERS (NET)                            | 32%    | 5                    | 14  | 64  |
| PRESIDENT TRUMP AND REPUBLICANS IN CONGRESS WITH LEANERS (NET)..... | 49     | 86                   | 39  | 15  |

**V2Z.** Again... Who do you blame most for the current government shutdown? **[IF NOT DEMOCRATS IN CONGRESS/TRUMP AND REPUBLICANS IN CONGRESS]** If you had to choose today, just based on what you know, who do you blame most for the current government shutdown? **[NEITHER, BOTH, DON'T KNOW EXCLUDE LEANERS]**

|  | Oct-05 | Latest Data by Party |     |     |
|--|--------|----------------------|-----|-----|
|  |        | Dem                  | Ind | Rep |
| Democrats in Congress.....                             | 30%    | 4%                   | 9%  | 61% |
| Lean Democrats in Congress.....                        | 2      | 1                    | 5   | 3   |
| President Trump and Republicans in Congress .....      | 46     | 82                   | 33  | 13  |
| Lean President Trump and Republicans in Congress ....  | 3      | 4                    | 6   | 2   |
| Do not blame either of these .....                     | 2      | 2                    | 7   | 2   |
| Blame both of these equally.....                       | 14     | 6                    | 29  | 18  |
| Don't know enough to say.....                          | 3      | 2                    | 11  | 1   |
| DEMOCRATS IN CONGRESS (NET) .....                      | 32%    | 5                    | 14  | 64  |
| PRESIDENT TRUMP AND REPUBLICANS IN CONGRESS (NET)..... | 49     | 86                   | 39  | 15  |

**Q20.** Thinking about the various issues being discussed in the dispute over the government shutdown... As elected officials negotiate over the shutdown, which of the following two items do you think should be the most important priorities for **Democrats in Congress**? Select your top two.

|  | Oct-05 | Latest Data by Party |     |     |
|--|--------|----------------------|-----|-----|
|  |        | Dem                  | Ind | Rep |
| Stopping cuts to Medicaid and the Affordable Care Act that would strip people of their health care ..... | 38%    | 53%                  | 37% | 24% |
| Stopping Trump's overreach and abuse of power .....  | 31     | 51                   | 32  | 11  |
| Stopping increases in health care costs, including insurance premiums.....                               | 28     | 26                   | 21  | 32  |
| Stopping increases in the costs of everyday goods due to tariffs.....                                    | 26     | 26                   | 28  | 25  |
| Stopping new tax breaks for the wealthy and big corporations.....  | 21     | 19                   | 27  | 21  |
| Stopping cuts to crucial federal programs, like medical research .....                                   | 13     | 11                   | 12  | 14  |
| None of the above.....   | 17     | 4                    | 18  | 31  |

For statistical purposes only, please answer the following questions.

**NEWSOURCES.** Thinking about the various sources of news available today, which of the following would you say are your main sources of news about politics and current events in the U.S.? Check all that apply.

|   | <u>Oct-05</u> | <u>Sep-08</u> | <u>Aug-11</u> | <u>Jul-21</u> | <u>Latest Data by Party</u> |            |            |
|---|---------------|---------------|---------------|---------------|-----------------------------|------------|------------|
|   |               |               |               |               | <u>Dem</u>                  | <u>Ind</u> | <u>Rep</u> |
| Local television .....  | 41%           | 42%           | 38%           | 40%           | 40%                         | 36%        | 44%        |
| Broadcast television news (CBS, NBC, or ABC).....   | 37            | 38            | 35            | 37            | 45                          | 36         | 31         |
| Social media websites where news is shared (such as Facebook, Twitter/X, or YouTube)..... | 36            | 38            | 37            | 40            | 38                          | 35         | 36         |
| Fox News.....   | 35            | 30            | 32            | 31            | 19                          | 29         | 51         |
| Online news websites.....   | 31            | 36            | 32            | 32            | 34                          | 22         | 30         |
| CNN.....  | 21            | 24            | 25            | 24            | 28                          | 12         | 17         |
| Social media creators and influencers .....   | 18            | 17            | 18            | 18            | 21                          | 20         | 16         |
| Radio .....   | 17            | 19            | 18            | 18            | 14                          | 17         | 21         |
| Your local newspaper.....   | 17            | 18            | 15            | 15            | 18                          | 13         | 17         |
| Podcasts.....   | 17            | 18            | 18            | 16            | 16                          | 21         | 16         |
| MSNBC.....  | 15            | 16            | 16            | 16            | 22                          | 6          | 10         |
| National newspapers.....  | 14            | 14            | 13            | 13            | 19                          | 9          | 11         |
| Other.....  | 4             | 4             | 3             | 5             | 5                           | 2          | 4          |
| None of these: I don't follow news about politics and current events in the U.S.....      | 4             | 5             | 5             | 5             | 3                           | 9          | 5          |

**DNEWS.** How often do you watch the following news channels?

|                                 | <u>A FEW TIMES A WEEK OR MORE</u> |                   |                           | <u>A FEW TIMES A MONTH OR LESS</u> |               |              | <u>DK</u> | <u>NET</u>                        |                                    |
|---------------------------------|-----------------------------------|-------------------|---------------------------|------------------------------------|---------------|--------------|-----------|-----------------------------------|------------------------------------|
|                                 | <u>Several hours a day</u>        | <u>Once a day</u> | <u>A few times a week</u> | <u>A few times a month</u>         | <u>Rarely</u> | <u>Never</u> |           | <u>A FEW TIMES A WEEK OR MORE</u> | <u>A FEW TIMES A MONTH OR LESS</u> |
| • Fox News Channel.....         | 9%                                | 15                | 17                        | 7                                  | 11            | 35           | 7         | 40%                               | 53                                 |
| <i>Sep-08 2025</i>              | 10%                               | 11                | 14                        | 8                                  | 17            | 37           | 4         | 34%                               | 61                                 |
| <i>Aug-11 2025</i>              | 10%                               | 12                | 16                        | 7                                  | 12            | 38           | 4         | 38%                               | 57                                 |
| <i>Jul-21 2025</i>              | 9%                                | 13                | 13                        | 8                                  | 16            | 34           | 7         | 35%                               | 58                                 |
| <b>Latest Data by Party Dem</b> | 3%                                | 10                | 12                        | 6                                  | 9             | 53           | 7         | 25%                               | 68                                 |
| <b>Latest Data by Party Ind</b> | 5%                                | 8                 | 14                        | 11                                 | 19            | 32           | 12        | 26%                               | 62                                 |
| <b>Latest Data by Party Rep</b> | 15%                               | 22                | 22                        | 7                                  | 12            | 17           | 5         | 59%                               | 36                                 |
| • MSNBC.....                    | 6%                                | 10                | 10                        | 8                                  | 16            | 41           | 9         | 25%                               | 65                                 |
| <i>Sep-08 2025</i>              | 4%                                | 8                 | 11                        | 10                                 | 19            | 41           | 7         | 23%                               | 70                                 |
| <i>Aug-11 2025</i>              | 5%                                | 9                 | 12                        | 9                                  | 15            | 42           | 7         | 27%                               | 66                                 |
| <i>Jul-21 2025</i>              | 4%                                | 8                 | 14                        | 8                                  | 17            | 41           | 9         | 26%                               | 65                                 |
| <b>Latest Data by Party Dem</b> | 8%                                | 10                | 12                        | 11                                 | 17            | 32           | 9         | 30%                               | 60                                 |
| <b>Latest Data by Party Ind</b> | 2%                                | 6                 | 9                         | 8                                  | 17            | 43           | 14        | 17%                               | 68                                 |
| <b>Latest Data by Party Rep</b> | 4%                                | 11                | 8                         | 5                                  | 15            | 49           | 8         | 23%                               | 69                                 |
| • CNN.....                      | 5%                                | 10                | 15                        | 8                                  | 19            | 35           | 8         | 30%                               | 62                                 |
| <i>Sep-08 2025</i>              | 4%                                | 10                | 15                        | 9                                  | 18            | 38           | 6         | 29%                               | 65                                 |
| <i>Aug-11 2025</i>              | 6%                                | 11                | 15                        | 9                                  | 18            | 36           | 5         | 31%                               | 63                                 |
| <i>Jul-21 2025</i>              | 4%                                | 11                | 14                        | 10                                 | 16            | 37           | 8         | 30%                               | 62                                 |
| <b>Latest Data by Party Dem</b> | 8%                                | 10                | 18                        | 10                                 | 22            | 25           | 7         | 36%                               | 57                                 |
| <b>Latest Data by Party Ind</b> | 3%                                | 8                 | 9                         | 9                                  | 24            | 32           | 14        | 21%                               | 65                                 |
| <b>Latest Data by Party Rep</b> | 4%                                | 10                | 13                        | 6                                  | 14            | 45           | 7         | 27%                               | 66                                 |

**YOUTUBEVIEWS.** Approximately how often do you use YouTube?

|   | <u>Oct-05</u> | <u>Sep-08</u> | <u>Aug-11</u> | <u>Jul-21</u> | <u>Latest Data by Party</u> |            |            |
|---|---------------|---------------|---------------|---------------|-----------------------------|------------|------------|
|   |               |               |               |               | <u>Dem</u>                  | <u>Ind</u> | <u>Rep</u> |
| Several times a day.....                      | 43%           | 42%           | 45%           | 45%           | 46%                         | 48%        | 39%        |
| Once a day.....                               | 15            | 15            | 14            | 15            | 14                          | 13         | 16         |
| A few times a week.....                       | 19            | 20            | 18            | 16            | 18                          | 16         | 20         |
| Once a week.....                              | 4             | 5             | 5             | 4             | 3                           | 7          | 4          |
| A few times a month.....                      | 6             | 7             | 7             | 6             | 6                           | 5          | 6          |
| Rarely.....                                   | 7             | 5             | 6             | 7             | 6                           | 7          | 7          |
| Never.....                                    | 7             | 5             | 5             | 7             | 7                           | 5          | 8          |
| <b>ONCE A WEEK OR MORE (NET).....</b>         | <b>80%</b>    | <b>82</b>     | <b>82</b>     | <b>79</b>     | <b>81</b>                   | <b>83</b>  | <b>79</b>  |
| <b>A FEW TIMES A MONTH OR LESS (NET).....</b> | <b>20</b>     | <b>18</b>     | <b>18</b>     | <b>21</b>     | <b>19</b>                   | <b>17</b>  | <b>21</b>  |

**LIVETVIEWS.** Approximately how often do you watch live TV with commercials? Please only include TV you watch live like sports, cable shows, or the news, and not TV that is recorded or where you can skip over commercials.

|   | <u>Oct-05</u> | <u>Sep-08</u> | <u>Aug-11</u> | <u>Jul-21</u> | <u>Latest Data by Party</u> |            |            |
|---|---------------|---------------|---------------|---------------|-----------------------------|------------|------------|
|   |               |               |               |               | <u>Dem</u>                  | <u>Ind</u> | <u>Rep</u> |
| Several times a day.....                      | 40%           | 40%           | 40%           | 40%           | 40%                         | 31%        | 43%        |
| Once a day.....                               | 18            | 14            | 16            | 15            | 16                          | 14         | 20         |
| A few times a week.....                       | 16            | 15            | 15            | 15            | 14                          | 21         | 16         |
| Once a week.....                              | 4             | 4             | 2             | 3             | 3                           | 4          | 4          |
| A few times a month.....                      | 2             | 5             | 3             | 2             | 3                           | 3          | 1          |
| Rarely.....                                   | 11            | 12            | 13            | 12            | 14                          | 10         | 8          |
| Never.....                                    | 10            | 10            | 11            | 12            | 10                          | 17         | 8          |
| <b>ONCE A WEEK OR MORE (NET).....</b>         | <b>77%</b>    | <b>73</b>     | <b>73</b>     | <b>74</b>     | <b>73</b>                   | <b>70</b>  | <b>83</b>  |
| <b>A FEW TIMES A MONTH OR LESS (NET).....</b> | <b>23</b>     | <b>27</b>     | <b>27</b>     | <b>26</b>     | <b>27</b>                   | <b>30</b>  | <b>17</b>  |

**TVVIEWST. [IF WATCH LIVE TV WITH COMMERCIALS]** And which of the following better describes how you watch live TV with commercials?

|  | <u>Oct-05</u> | <u>Sep-08</u> | <u>Aug-11</u> | <u>Jul-21</u> | <u>Latest Data by Party</u> |            |            |
|--|---------------|---------------|---------------|---------------|-----------------------------|------------|------------|
|  |               |               |               |               | <u>Dem</u>                  | <u>Ind</u> | <u>Rep</u> |
| Traditional TV via cable, satellite, or antenna.....   | 36%           | 37%           | 34%           | 36%           | 34%                         | 29%        | 40%        |
| Streaming TV through your internet connection with a service like YouTube TV, Fubo, Sling, Hulu Live, or DirecTV Stream..... | 42            | 41            | 45            | 42            | 41                          | 46         | 41         |
| Both of these.....   | 12            | 12            | 11            | 9             | 15                          | 8          | 10         |
| <b>VOL:</b> (Does not watch live TV with commercials).....   | 10            | 10            | 11            | 12            | 10                          | 17         | 8          |
| <b>TRADITIONAL TV/BOTH (NET).....</b>  | <b>48%</b>    | <b>49</b>     | <b>44</b>     | <b>46</b>     | <b>49</b>                   | <b>37</b>  | <b>50</b>  |
| <b>STREAMING TV/BOTH (NET).....</b>  | <b>54</b>     | <b>53</b>     | <b>55</b>     | <b>51</b>     | <b>56</b>                   | <b>54</b>  | <b>52</b>  |

**SOCMEDIAUSE.** Do you have an account on any of the following platforms?

|  | <b>Oct-05</b> | <b>Sep-08</b> | <b>Aug-11</b> | <b>Jul-21</b> | <b>Latest Data by Party</b> |            |            |
|--|---------------|---------------|---------------|---------------|-----------------------------|------------|------------|
|  |               |               |               |               | <b>Dem</b>                  | <b>Ind</b> | <b>Rep</b> |
| Facebook.....  | 80%           | 80%           | 82%           | 80%           | 80%                         | 75%        | 81%        |
| Instagram.....   | 53            | 54            | 56            | 53            | 55                          | 59         | 49         |
| TikTok.....  | 42            | 37            | 42            | 37            | 42                          | 55         | 38         |
| Twitter/X.....   | 30            | 30            | 31            | 31            | 27                          | 31         | 31         |
| Spotify.....   | 28            | 32            | 29            | 29            | 31                          | 30         | 25         |
| Snapchat.....  | 27            | 27            | 29            | 25            | 24                          | 37         | 27         |
| WhatsApp.....  | 25            | 22            | 21            | 21            | 28                          | 25         | 22         |
| Reddit.....  | 24            | 26            | 22            | 23            | 25                          | 29         | 21         |
| Discord.....   | 15            | 15            | 16            | 17            | 14                          | 25         | 12         |
| Twitch.....  | 12            | 11            | 11            | 10            | 11                          | 17         | 12         |
| Threads.....   | 12            | 11            | 12            | 10            | 14                          | 14         | 9          |
| Bluesky.....   | 6             | 5             | 5             | 4             | 10                          | 4          | 2          |
| Other.....   | 3             | 3             | 3             | 3             | 4                           | 3          | 2          |
| I don't have an account on any of these platforms..... | 7             | 7             | 6             | 8             | 6                           | 6          | 9          |

**SOCMEDIAFREQ.** Over the last month, how frequently have you viewed your social media feeds on the following platform(s)?

|                                 | <b>A FEW TIMES A WEEK OR MORE</b> |                   |                           | <b>A FEW TIMES A MONTH OR LESS</b> |               |              |
|---------------------------------|-----------------------------------|-------------------|---------------------------|------------------------------------|---------------|--------------|
|                                 | <b>Multiple times a day</b>       | <b>Once a day</b> | <b>A few times a week</b> | <b>A few times a month</b>         | <b>Rarely</b> | <b>Never</b> |
| • Facebook.....                 | 60%                               | 22                | 10                        | 5                                  | 2             | 1            |
| <i>Sep-08 2025</i>              | 59%                               | 19                | 13                        | 4                                  | 4             | 1            |
| <i>Aug-11 2025</i>              | 60%                               | 20                | 12                        | 5                                  | 3             | *            |
| <i>Jul-21 2025</i>              | 61%                               | 19                | 12                        | 3                                  | 4             | 1            |
| <b>Latest Data by Party Dem</b> | 59%                               | 19                | 11                        | 7                                  | 3             | -            |
| <b>Latest Data by Party Ind</b> | 67%                               | 20                | 6                         | 3                                  | 1             | 3            |
| <b>Latest Data by Party Rep</b> | 59%                               | 24                | 11                        | 3                                  | 1             | 2            |
| • TikTok.....                   | 55%                               | 17                | 17                        | 6                                  | 4             | 1            |
| <i>Sep-08 2025</i>              | 48%                               | 17                | 22                        | 7                                  | 5             | 2            |
| <i>Aug-11 2025</i>              | 52%                               | 18                | 18                        | 7                                  | 4             | 2            |
| <i>Jul-21 2025</i>              | 50%                               | 17                | 18                        | 7                                  | 6             | 2            |
| <b>Latest Data by Party Dem</b> | 58%                               | 12                | 19                        | 8                                  | 3             | 1            |
| <b>Latest Data by Party Ind</b> | 62%                               | 16                | 9                         | 4                                  | 8             | 1            |
| <b>Latest Data by Party Rep</b> | 49%                               | 23                | 17                        | 5                                  | 4             | 1            |
| • Instagram.....                | 47%                               | 21                | 19                        | 8                                  | 4             | 1            |
| <i>Sep-08 2025</i>              | 45%                               | 19                | 20                        | 9                                  | 5             | 1            |
| <i>Aug-11 2025</i>              | 42%                               | 23                | 19                        | 8                                  | 5             | 2            |
| <i>Jul-21 2025</i>              | 44%                               | 22                | 19                        | 7                                  | 6             | 2            |
| <b>Latest Data by Party Dem</b> | 49%                               | 17                | 20                        | 10                                 | 4             | *            |
| <b>Latest Data by Party Ind</b> | 48%                               | 22                | 15                        | 7                                  | 4             | 3            |
| <b>Latest Data by Party Rep</b> | 44%                               | 26                | 19                        | 6                                  | 4             | 1            |
| • Snapchat.....                 | 38%                               | 22                | 20                        | 6                                  | 9             | 5            |
| <i>Sep-08 2025</i>              | 39%                               | 22                | 16                        | 10                                 | 8             | 5            |
| <i>Aug-11 2025</i>              | 39%                               | 22                | 16                        | 11                                 | 9             | 3            |
| <i>Jul-21 2025</i>              | 42%                               | 20                | 17                        | 8                                  | 8             | 4            |
| <b>Latest Data by Party Dem</b> | 33%                               | 18                | 20                        | 10                                 | 13            | 5            |
| <b>Latest Data by Party Ind</b> | 37%                               | 18                | 26                        | 5                                  | 8             | 5            |
| <b>Latest Data by Party Rep</b> | 42%                               | 26                | 17                        | 3                                  | 6             | 5            |

**SOCMEDIAFREQ.** Over the last month, how frequently have you viewed your social media feeds on the following platform(s)?

|                                 | A FEW TIMES A WEEK OR MORE |            |                    | A FEW TIMES A MONTH OR LESS |        |       |
|---------------------------------|----------------------------|------------|--------------------|-----------------------------|--------|-------|
|                                 | Multiple times a day       | Once a day | A few times a week | A few times a month         | Rarely | Never |
| • Spotify.....                  | 37%                        | 20         | 23                 | 10                          | 5      | 5     |
| <i>Sep-08 2025</i>              | 35%                        | 17         | 24                 | 10                          | 10     | 4     |
| <i>Aug-11 2025</i>              | 36%                        | 24         | 22                 | 9                           | 6      | 3     |
| <i>Jul-21 2025</i>              | 36%                        | 15         | 29                 | 9                           | 7      | 5     |
| <b>Latest Data by Party Dem</b> | 38%                        | 19         | 26                 | 7                           | 5      | 6     |
| <b>Latest Data by Party Ind</b> | 40%                        | 7          | 11                 | 18                          | 18     | 6     |
| <b>Latest Data by Party Rep</b> | 34%                        | 25         | 23                 | 12                          | 2      | 4     |
| • Reddit.....                   | 31%                        | 19         | 32                 | 12                          | 5      | 2     |
| <i>Sep-08 2025</i>              | 28%                        | 20         | 28                 | 18                          | 4      | 2     |
| <i>Aug-11 2025</i>              | 25%                        | 20         | 40                 | 9                           | 6      | 1     |
| <i>Jul-21 2025</i>              | 25%                        | 19         | 37                 | 12                          | 6      | 2     |
| <b>Latest Data by Party Dem</b> | 34%                        | 17         | 32                 | 9                           | 6      | 1     |
| <b>Latest Data by Party Ind</b> | 39%                        | 7          | 24                 | 16                          | 7      | 6     |
| <b>Latest Data by Party Rep</b> | 24%                        | 25         | 34                 | 13                          | 2      | 2     |
| • Twitter/X.....                | 31%                        | 27         | 21                 | 11                          | 8      | 2     |
| <i>Sep-08 2025</i>              | 33%                        | 17         | 25                 | 13                          | 10     | 2     |
| <i>Aug-11 2025</i>              | 32%                        | 22         | 23                 | 11                          | 9      | 3     |
| <i>Jul-21 2025</i>              | 35%                        | 20         | 22                 | 10                          | 9      | 4     |
| <b>Latest Data by Party Dem</b> | 32%                        | 22         | 22                 | 11                          | 11     | 2     |
| <b>Latest Data by Party Ind</b> | 27%                        | 32         | 17                 | 17                          | 1      | 5     |
| <b>Latest Data by Party Rep</b> | 30%                        | 31         | 21                 | 9                           | 8      | *     |
| • Discord.....                  | 30%                        | 13         | 20                 | 21                          | 12     | 4     |
| <i>Sep-08 2025</i>              | 30%                        | 20         | 18                 | 14                          | 11     | 6     |
| <i>Aug-11 2025</i>              | 35%                        | 18         | 22                 | 13                          | 10     | 1     |
| <i>Jul-21 2025</i>              | 30%                        | 13         | 18                 | 13                          | 19     | 6     |
| <b>Latest Data by Party Dem</b> | 34%                        | 5          | 19                 | 27                          | 15     | -     |
| <b>Latest Data by Party Ind</b> | 30%                        | 14         | 23                 | 20                          | 3      | 9     |
| <b>Latest Data by Party Rep</b> | 26%                        | 23         | 19                 | 13                          | 14     | 5     |
| • Threads.....                  | 29%                        | 14         | 23                 | 16                          | 12     | 6     |
| <i>Sep-08 2025</i>              | 25%                        | 17         | 30                 | 12                          | 12     | 4     |
| <i>Aug-11 2025</i>              | 27%                        | 21         | 24                 | 13                          | 12     | 4     |
| <i>Jul-21 2025</i>              | 26%                        | 22         | 27                 | 10                          | 10     | 5     |
| <b>Latest Data by Party Dem</b> | 30%                        | 13         | 27                 | 9                           | 18     | 4     |
| <b>Latest Data by Party Ind</b> | 17%                        | 9          | 13                 | 45                          | 10     | 6     |
| <b>Latest Data by Party Rep</b> | 31%                        | 19         | 22                 | 15                          | 5      | 8     |
| • WhatsApp.....                 | 28%                        | 13         | 26                 | 13                          | 14     | 6     |
| <i>Sep-08 2025</i>              | 28%                        | 10         | 21                 | 15                          | 19     | 7     |
| <i>Aug-11 2025</i>              | 30%                        | 14         | 16                 | 12                          | 21     | 7     |
| <i>Jul-21 2025</i>              | 27%                        | 13         | 20                 | 13                          | 19     | 8     |
| <b>Latest Data by Party Dem</b> | 28%                        | 7          | 28                 | 14                          | 18     | 6     |
| <b>Latest Data by Party Ind</b> | 38%                        | 11         | 15                 | 25                          | 7      | 5     |
| <b>Latest Data by Party Rep</b> | 25%                        | 20         | 27                 | 9                           | 12     | 7     |



**SOCMEDIAFREQ.** Over the last month, how frequently have you viewed your social media feeds on the following platform(s)?

|                                 | A FEW TIMES A WEEK OR MORE |            |                    | A FEW TIMES A MONTH OR LESS |        |       |
|---------------------------------|----------------------------|------------|--------------------|-----------------------------|--------|-------|
|                                 | Multiple times a day       | Once a day | A few times a week | A few times a month         | Rarely | Never |
| • Twitch .....                  | 25%                        | 17         | 26                 | 19                          | 11     | 1     |
| <i>Sep-08 2025</i>              | 17%                        | 15         | 29                 | 14                          | 18     | 6     |
| <i>Aug-11 2025</i>              | 20%                        | 20         | 28                 | 15                          | 14     | 2     |
| <i>Jul-21 2025</i>              | 23%                        | 20         | 27                 | 14                          | 15     | 2     |
| <b>Latest Data by Party Dem</b> | 32%                        | 4          | 33                 | 16                          | 14     | -     |
| <b>Latest Data by Party Ind</b> | 23%                        | 14         | 18                 | 31                          | 11     | 3     |
| <b>Latest Data by Party Rep</b> | 20%                        | 29         | 22                 | 17                          | 9      | 1     |
| • Bluesky.....                  | 16%                        | 15         | 26                 | 20                          | 20     | 3     |
| <i>Sep-08 2025</i>              | 29%                        | 11         | 23                 | 15                          | 16     | 5     |
| <i>Aug-11 2025</i>              | 28%                        | 10         | 15                 | 26                          | 19     | 3     |
| <i>Jul-21 2025</i>              | 12%                        | 30         | 26                 | 12                          | 13     | 7     |
| <b>Latest Data by Party Dem</b> | 16%                        | 14         | 25                 | 22                          | 20     | 3     |
| <b>Latest Data by Party Ind</b> | -                          | 26         | 37                 | 18                          | 19     | -     |
| <b>Latest Data by Party Rep</b> | 21%                        | 12         | 23                 | 14                          | 21     | 9     |

**D100.** Are you:

|                    |     |
|--------------------|-----|
| A man .....        | 47% |
| A woman.....       | 53  |
| Self-describe..... | *   |

**DAGE.** What is your age?

|             |     |
|-------------|-----|
| 18-29 ..... | 17% |
| 30-44 ..... | 25  |
| 45-54 ..... | 15  |
| 55-64 ..... | 16  |
| 65+.....    | 27  |

**REGION.** What state do you live in?

|                |     |
|----------------|-----|
| Northeast..... | 17% |
| Midwest .....  | 22  |
| South .....    | 39  |
| West .....     | 22  |

**ALLOCRACE.** To ensure a representative sample, please indicate your race. [IF NOT HISPANIC/LATINO] For statistical purposes only, are you of Hispanic, Latino, or Spanish origin? [BI-OR-MULTI RACIAL RESPONDENTS ALLOCATED TO MULTIPLE RACES, PER SELF-REPORT; REFUSALS ALLOCATED BY RACE ON FILE]

|  |     |
|--|-----|
| Black/African American .....                     | 15% |
| White/Caucasian .....                            | 76  |
| Hispanic/Latino .....                            | 11  |
| Asian/Asian American .....                       | 5   |
| Pacific Islander .....                           | -   |
| Native American/American Indian/Indigenous ..... | 2   |
| Middle Eastern/North African .....               | *   |
| Other .....                                      | -   |
| <b>VOL:</b> (Don't know/Refused) .....           | -   |

**D303. [IF HISPANIC/LATINO]** Hispanics and Latinos have their roots in many different countries. To what country or countries do you or your family trace your ancestry? Please select all that apply.

|                           |     |
|---------------------------|-----|
| Mexico .....              | 54% |
| Puerto Rico.....          | 15  |
| Cuba .....                | 5   |
| Argentina .....           | -   |
| Belize.....               | 1   |
| Bolivia.....              | -   |
| Brazil.....               | 1   |
| Chile .....               | -   |
| Colombia .....            | 2   |
| Costa Rica .....          | -   |
| Dominican Republic.....   | 5   |
| Ecuador .....             | 1   |
| El Salvador.....          | 3   |
| Guatemala.....            | -   |
| Honduras.....             | 1   |
| Nicaragua .....           | 1   |
| Panama .....              | 3   |
| Paraguay .....            | -   |
| Peru .....                | -   |
| Spain .....               | 10  |
| Uruguay .....             | -   |
| Venezuela.....            | 3   |
| Other country.....        | 2   |
| Don't know/Not sure ..... | 3   |

**D304. [IF BLACK/AFRICAN AMERICAN]** People in America of African descent have their roots in many different regions of the world. To what region of the world do you or your family trace your ancestry? Please select all that apply.

|                                   |     |
|-----------------------------------|-----|
| The Caribbean.....                | 13% |
| Africa .....                      | 52  |
| Central America.....              | 6   |
| South America .....               | 6   |
| Another region of the world ..... | 6   |
| Don't know/Not sure .....         | 25  |

**D305. [IF ASIAN/ASIAN AMERICAN/PACIFIC ISLANDER]** Asian Americans, Asians, and Pacific Islanders have their roots in many different countries. To what country or countries do you or your family trace your ancestry? Please select all that apply.

|                           |     |
|---------------------------|-----|
| China .....               | 28% |
| India .....               | 14  |
| Philippines .....         | 12  |
| Vietnam .....             | 9   |
| Korea .....               | 17  |
| Japan.....                | 6   |
| Pacific Islands.....      | 4   |
| Other.....                | 11  |
| Don't know/Not sure ..... | 1   |

**EDUCATION.** What is the last grade of school or level of education you completed?

|   |    |
|---|----|
| Did not complete high school .....  | 3% |
| Graduated high school .....   | 24 |
| Attended technical or vocational school.....                              | 5  |
| Attended some college but no degree.....                                  | 23 |
| Graduated two-year college with Associate's degree .....                  | 12 |
| Graduated four-year college with Bachelor's degree .....                  | 23 |
| Obtained Master's, PhD, or other professional degree (MD, DMD, etc.)..... | 10 |

**VH24. [IF ELIGIBLE TO VOTE IN 2024]** Thinking back, in the November 2024 general election for President, who did you vote for? Or did you not vote in that election?

|   |     |
|---|-----|
| Voted for Democrat Kamala Harris .....  | 43% |
| Voted for Republican Donald Trump ..... | 44  |
| Voted for someone else .....            | 3   |
| Did not vote .....                      | 10  |
| ALLOCATED HARRIS.....                   | 44% |
| ALLOCATED TRUMP .....                   | 45  |

**PASTVOTEHISTORY.** In thinking about how you have voted in elections since 2020, including for federal, state, and local offices, would you say that you:

|   |     |
|---|-----|
| Always voted for Democrats.....                                     | 28% |
| Mostly voted for Democrats.....                                     | 13  |
| Voted more for Democrats, but have voted for some Republicans.....  | 5   |
| Voted for an even split of Democrats and Republicans ..             | 9   |
| Voted more for Republicans, but have voted for some Democrats ..... | 10  |
| Mostly voted for Republicans .....                                  | 14  |
| Always voted for Republicans .....                                  | 21  |
| DEMOCRATS (NET) .....   | 47% |
| REPUBLICANS (NET).....  | 45  |

**LABORHH.** Are you or is anyone in your household an active or retired member of a labor union?

|  |     |
|--|-----|
| Yes, me .....                                  | 8%  |
| Yes, someone in my household .....             | 5   |
| Yes, both me and someone in my household ..... | 1   |
| No .....                                       | 85  |
| YES (NET).....                                 | 15% |

**WORKTYPE.** Which of the following best describes your current job or the last job you had:

|  |     |
|--|-----|
| White collar, like at a desk in an office .....                    | 35% |
| Blue collar, like physical labor or working in a factory.....      | 29  |
| Service industry, like working in a retail store or hospital ..... | 17  |
| Other type of job or field .....                                   | 6   |
| Do not work or have not worked in the past.....                    | 12  |

**INSURANCE.** Which of the following is your main source of health coverage?

|  |     |
|--|-----|
| Private insurance provided by your employer .....  | 26% |
| Private insurance provided by your spouse, partner, parent, or other family member ..... | 7   |
| Private insurance that you purchased yourself .....                                      | 8   |
| The government program Medicare .....  | 33  |
| Another government program such as Medicaid .....  | 16  |
| Veterans Administration, also known as the VA .....                                      | 2   |
| Something else.....  | 1   |
| Do not currently have health insurance.....  | 7   |

**INCOME.** And, for statistical purposes only, what would you say is your total annual family income before taxes?

|                             |     |
|-----------------------------|-----|
| Less than \$30,000 .....    | 29% |
| \$30,000 - \$49,999 .....   | 22  |
| \$50,000 - \$59,999 .....   | 12  |
| \$60,000 - \$74,999 .....   | 9   |
| \$75,000 - \$99,999 .....   | 11  |
| \$100,000 - \$149,999 ..... | 11  |
| \$150,000 - \$199,999 ..... | 3   |
| \$200,000 and above.....    | 4   |

|   |   |     |
|---|---|-----|
| <b>MARITAL.</b> What is your current marital/relationship status?   | Married .....   | 39% |
|   | Widowed .....   | 7   |
|   | Divorced .....  | 17  |
|   | Separated .....   | 2   |
|   | Never married but in a relationship .....                         | 10  |
|   | Never married and single .....                                    | 24  |
| <b>HOME.</b> Which one(s) is applicable to you right now?   | Homeowner .....   | 56% |
|   | Renter .....  | 35  |
|   | Living with others without paying rent or mortgage .....          | 7   |
|   | Living with others, paying rent or mortgage .....                 | 4   |
|   | Other .....   | 1   |
| <b>D110.</b> Are you a parent or guardian?  | Yes, of someone under 18 .....                                    | 30% |
|   | Yes, of someone 18 or older .....                                 | 33  |
|   | No .....  | 41  |
|   | YES (NET) .....   | 59% |
| <b>IDEOLOGYSR.</b> When it comes to politics, do you generally think of yourself as:  | Very liberal .....  | 17% |
|   | Somewhat liberal .....  | 13  |
|   | Moderate .....  | 35  |
|   | Somewhat conservative .....                                       | 19  |
|   | Very conservative .....   | 16  |
|   | LIBERAL (NET) .....   | 30% |
| <b>IDEOREP. [IF REPUBLICAN]</b> And when it comes to politics, do you generally consider yourself to be a supporter of the MAGA movement, or not? | CONSERVATIVE (NET) .....  | 35  |
|   | Yes, consider myself a supporter of the MAGA movement .....       | 55% |
|   | No, do not consider myself a supporter of the MAGA movement ..... | 34  |
|   | Not sure .....  | 10  |
| <b>EMPLOY.</b> What is your current employment status as of right now?  | Employed full-time .....  | 40% |
|   | Employed part-time .....  | 10  |
|   | Not employed, but looking for work .....                          | 10  |
|   | Retired .....   | 27  |
|   | Student .....   | 2   |
|   | Homemaker .....   | 8   |
|   | Other .....   | 4   |
| <b>EMPLOYSELF. [IF EMPLOYED]</b> And are you self-employed or an independent contractor?  | Self-employed/independent contractor .....                        | 25% |
|   | Not self-employed/independent contractor .....                    | 75  |

**ECONSELFDESCRIBE.** Would you use any of the following terms to describe yourself? You may select as many as you like.

|                                |    |
|--------------------------------|----|
| Wealthy.....                   | 2% |
| Upper middle class.....        | 8  |
| Middle class.....              | 32 |
| Working class.....             | 26 |
| Lower middle class.....        | 17 |
| Low income.....                | 21 |
| Poor.....                      | 12 |
| None of these describe me..... | 1  |